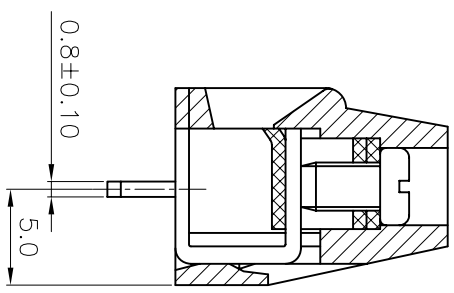
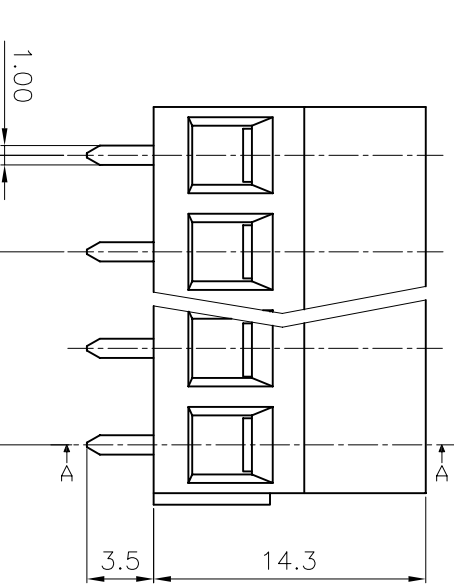
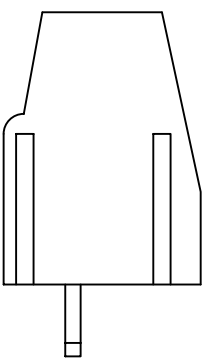
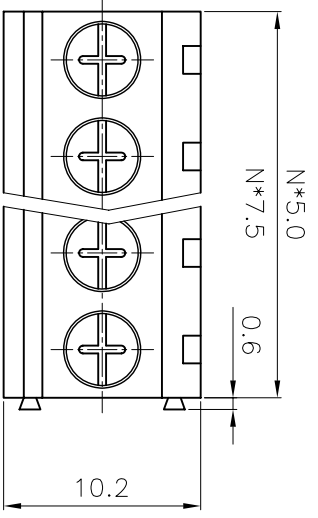
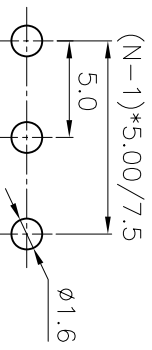


REV.	DESCRIPTION	DRAWN	CHECKED	APPROVED
A	NEW RELEASE	LJH 06/28/07'		



N=Number of contacts



RECOMMEND PCB LAYOUT(TOLERANCE=±0.05)

- MATERIAL
SCREWS : M2.5 STEEL ZINC PLATED
CONTACT : BRASS
PIN HEADER : BRASS, TIN PLATED
HOUSING : PA66, UL94V-0

- ELECTRICAL
RATED VOLTAGE : 300V
RATED CURRENT : 10A
CONTACT RESISTANCE : 20mΩ
INSULATION RESISTANCE : 5000MΩ/1000V
WITHSTANDING VOLTAGE : AC2000V/1Min
WIRE RANGE : 24-12AWG 2.5mm²

- MECHANICAL
TEMP.RANGE : -40°C~+105°C
MAX SOLDREING : +250°C, FOR 5 SEC.
TORQUE : 0.4Nm(3.6LB.IN)
STRIP LENGTH : 6-7mm

- PRODUCT NUMBER CODE:
KF128V - X X X X X X X
- CONTACTS TYPE
 - R:RIGHT ANGLE TYPE
 - HOUSING COLOR
B:BLACK G:GREEN
 - CONTACT PLATING
0:GOLD FLASH 6:TIN
 - CONNECTOR TYPE
P:PLUG S:SOCKET
 - No.OF CONTACTS
02 03 08 16
 - SERIES No.
KF128V

GENERAL TOLERANCE	ANGLE TOLERANCE	PROJECTION
X. ±0.60	X. ±5°	mm
.X ±0.38	.X ±3°	A4
.XX ±0.25	.XX ±2°	

DRAWING TYPE	CUSTOMER	SCALE	1:1	SHEET	1 OF 1	TITLE	EURO TERMINAL BLOCKS
DRAWING NO.	KF128V-XXXXX					PITCH5.00, 7.50MM	

