

Cartridge and Axial Lead Fuses

5×20mm > Medium Acting > 201P Series

201P Series, 5×20mm, Medium-Acting Fuse



Agency Approvals

Agency	Agency File Number	Ampere Range
	E67006	0.050A-1.25A

Additional Information



Datashheet



Resources



Samples



Accessories

For recommended fuse accessories for this product series, see '[Recommended Accessories](#)' section.

Description

The 201P Series is a 5×20mm Medium-Acting, Time-lag, Glass Body Cartridge Fuse.

Features

- Visual fault indication
- Direct solderable or plug-in versions
- Worldwide availability
- RoHS compliant and Lead-free

Applications

Used as supplementary protection in appliance or utilization equipment to provide individual protection for components or internal circuits.

Electrical Characteristics for Series

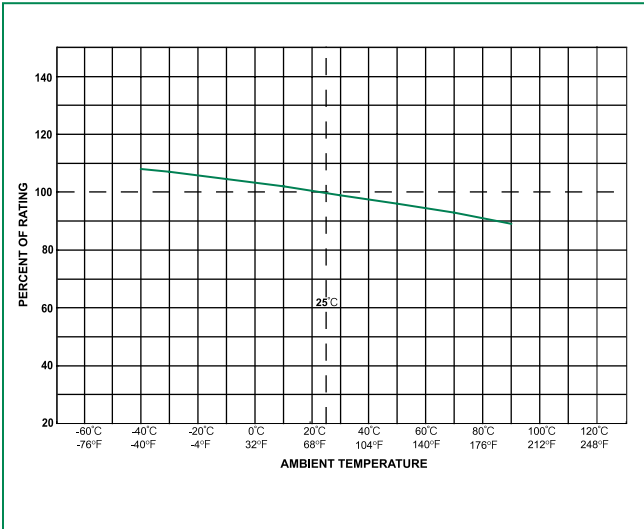
% of Ampere Rating	Opening Time
150	1 Hour Minimum
210	600 s Maximum
400	40 ms Minimum 2 s Maximum
1000	5 ms Minimum 90 ms Maximum

Electrical Characteristic Specifications by Item

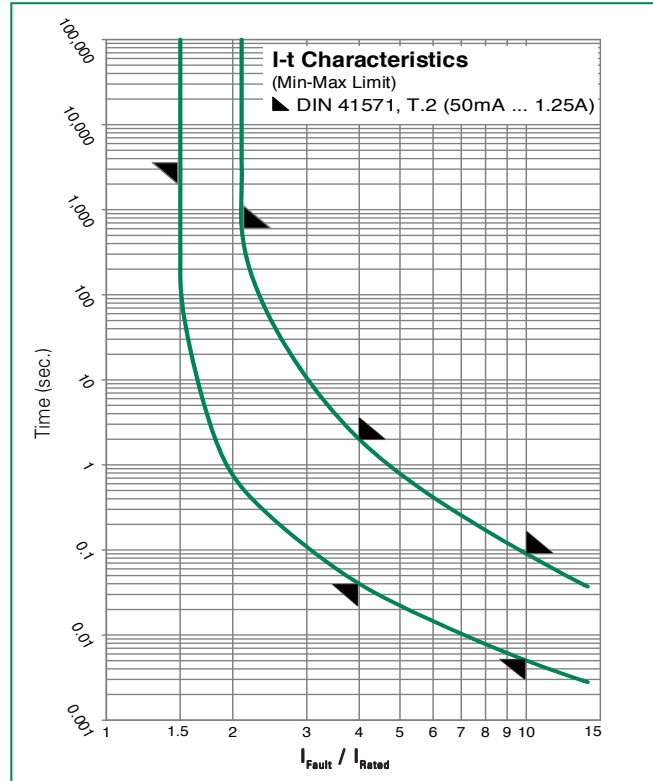
Amp Code	Amp Rating	Voltage Rating	Interrupting Rating	Nominal Resistance Cold Ohms (mohms)	Nominal Melting Integral $10 \times I_N$ (A ² s)	Voltage Drop $1.0 \times I_N$ max. (mV)	Power Dissipation $1.5 \times I_N$ max. (W)	Agency Approvals
0050	0.050	250V	80A @ 250VAC	9200	0.00900	640	0.10000	x
0063	0.063	250V		7400	0.01100	600	0.10000	x
0080	0.080	250V		5330	0.01700	540	0.20000	x
0100	0.100	250V		3550	0.03100	500	0.20000	x
0125	0.125	250V		2650	0.05700	440	0.20000	x
0160	0.160	250V		1780	0.08500	400	0.20000	x
0200	0.200	250V		1250	0.12000	340	0.30000	x
0250	0.250	250V		870	0.13000	320	0.30000	x
0315	0.315	250V		590	0.16000	300	0.30000	x
0400	0.400	250V		435	0.28000	230	0.40000	x
0500	0.500	250V		160	0.35000	210	0.40000	x
0630	0.630	250V		130	0.80900	190	0.50000	x
0800	0.800	250V		85	1.10000	170	0.60000	x
1100	1.000	250V		70	2.00000	160	0.70000	x
1125	1.250	250V		50	5.12000	160	0.80000	x

Note: 1.00 means the number one with two decimal places. 1,000 means the number one thousand.

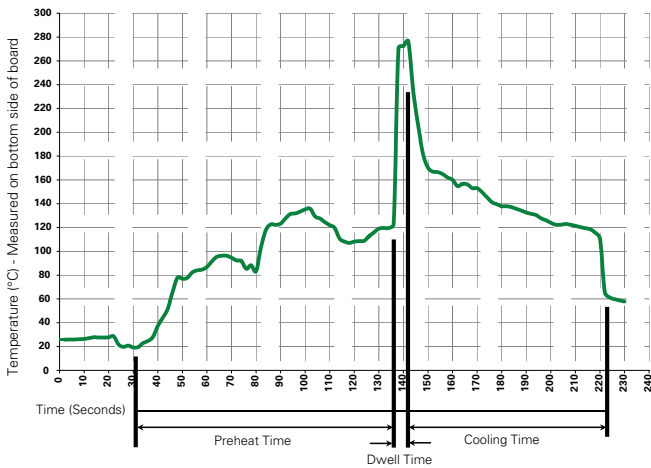
Temperature Re-rating Curve



Average Time Current Curves



Soldering Parameters - Wave Soldering



Recommended Process Parameters:

Wave Parameter	Lead-Free Recommendation
Preheat: (Depends on Flux Activation Temperature)	(Typical Industry Recommendation)
Temperature Minimum:	100°C
Temperature Maximum:	150°C
Preheat Time:	60-180 seconds
Solder Pot Temperature:	260°C Maximum
Solder Dwell Time:	2-5 seconds

Recommended Hand-Solder Parameters:

Solder Iron Temperature: 350°C +/- 5°C
Heating Time: 5 seconds max.

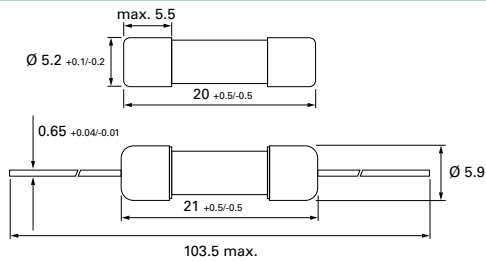
Note: These devices are not recommended for IR or Convection Reflow process.

Product Characteristics

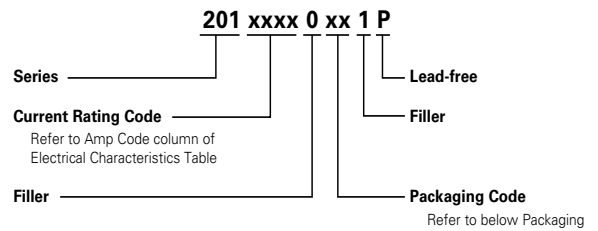
Materials	Body: Glass End Caps: Nickel-plated brass Optional Holders: Nickel-plated caps Tin-plated wires
Product Marking	Cap1: Brand mark, current and voltage ratings Cap2: Series and agency approval marks
Solderability	MIL-STD-202, Method 208
Soldering Heat Resistance	260°C, 10 sec. (IEC 60068-2-20)

Operating Temperature	-25°C to +70°C
Climatic Category	-25°C/+70°C/21 days (IEC 60068-1-3)
Stock Conditions	-10°C to +60°C RH, ≤ 75% yearly average, without dew, maximum value for 30 days-95%
Vibration Resistance	24 cycles at 15 min. each (IEC 60068-2-6) 10 - 60 Hz at 0.75 mm amplitude 60 - 2000 Hz at 10 g acceleration

Dimensions



Part Numbering System



Packaging

Packaging Code	Fuse Type	Packing Option	Quantity
00	Cartridge Type Fuse	Bulk	1000
02	Cartridge Type Fuse	Bulk	100
30	Cartridge Type Fuse	Bulk with Four Color Code	1000
43	Axial Lead Fuse	Tape and Reel	1250
53	Axial Lead Fuse	Tape and Reel with Four Color Code	1250

Recommended Accessories

Accessory Type	Series	Description	Max Application Voltage	Max Application Amperage
Holder	345_ISF	Panel Mount Shock-Safe Fuseholder	250	10
	345	Shock-Safe Fuseholder with PC Mount, Solder Mount and Panel Mount options		20
	830	PC Mount Shock-Safe Miniature Fuseholder		16
Block	520	Metric OMNI-BLOK® Fuse Block		10
	646	PC Mount Miniature Fuse Block		6.3
	658	Surface Mount Miniature Fuse Block		10
Clip	520_W	PC Mount Miniature Fuse Clip		6.3
	111	PC Board Mount Fuse Clip		10
	445	PC Board Mount Fuse Clip		10

Notes:
 1. Do not use in applications above rating.
 2. Please refer to fuseholder data sheet for specific re-rating information.
 3. Please contact factory for applications greater than the max voltage and amperage shown.

Disclaimer Notice - Information furnished is believed to be accurate and reliable. However, users should independently evaluate the suitability of and test each product selected for their own applications. Littelfuse products are not designed for, and may not be used in, all applications. Read complete Disclaimer Notice at: www.littelfuse.com/disclaimer-electronics.