

# Totalizers mechanic

Stroke, meter and revolution counters

Display 5 digits, manual reset (zero) by lever

## H 310, M 310, U 310



H 310 - Stroke counter



M 310 - Meter counter



U 310 - Revolution counter

### Features

- Stroke, meter and revolution counters
- Adding and/or subtracting
- Display 5-digits
- Reset by lever

### Technical data - mechanical design

Number of digits	5-digits
Digit height	4.5 mm
Zero setting	Manual by reset lever. Do not let snap or make jerky movements.
Drive shaft	Both sides, $\varnothing 4$ mm
Ambient temperature	0...+60 °C
Housing type	Surface mount housing with mounting plate
Housing colour	Grey
Dimensions W x H x L	69 x 48 x 28 mm
Dimensions mounting plate	80 x 48 mm
Mounting	Base plate, 6 long mounting holes
Weight approx.	130 g
Materials	Housing: Hostaform POM, grey Base plate: steel zinc-coated

# Totalizers mechanic

## Stroke, meter and revolution counters

### Display 5 digits, manual reset (zero) by lever

H 310, M 310, U 310

#### Technical data - mechanical design

##### H 310

Function	Stroke counter
Display	White numbers on black
Count mode	Adding in a stroke direction to be indicated. 1 stroke = 1 count
Stroke	>38° to <60°
Stroke lever	To be positioned on shaft at will. Stroke lever relocates automatically to start position.
Stroke frequency	≤500 strokes/min
Measuring range	99 999

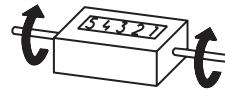
##### M 310

Function	Meter counter
Display	White numbers on black Decimal digits in red
Count mode	Adding in a rotational direction to be indicated, subtracting in reverse direction. 5 revs. = 10 counts
Measuring speed	<200 m/min (measuring wheel)
Measuring accuracy	1 dm
Measuring range	9999.9 m


##### U 310

Function	Revolution counter
Display	White numbers on black
Count mode	Adding in a rotational direction to be indicated, subtracting in reverse direction. 1 rev. = 1 count
Operating speed	≤3000 rpm
Measuring range	99 999

#### Direction of strokes and rotation



Away from user  
Sense of rotation or  
stroke direction I



Toward user  
Sense of rotation or  
stroke direction II

#### Accessories

##### Measuring wheels for M 310

MR211.04A	Circumf. 20 cm, knurled aluminium
MR241.04D	Circumf. 20 cm, smooth Hytrel TPE-E
MR261.04A	Circumf. 20 cm, knopped rubber NBR Nitril
MR291.04D	Circumf. 20 cm, grooved Hytrel TPE-E

# Totalizers mechanic

## Stroke, meter and revolution counters

Display 5 digits, manual reset (zero) by lever

### H 310, M 310, U 310

#### Part number

##### Stroke counter

H 310. 010 A 01

Display / direction of stroke

- A 5 digits 99 999 / I
- B 5 digits 99 999 / II

Count mode / drive

- 01 1 stroke = 1 digit / drive shaft on both sides

Housing

- A Surface mount housing, grey

Zero setting

010 With reset lever

##### Meter counter

M 310. 010 A 06

Display / direction of rotation

- C 5 digits 9999.9 / I
- D 5 digits 9999.9 / II

Count mode / drive

- 06 5 revolutions = 10 digits = 1.0 m / drive shaft on both sides

Housing

- A Surface mount housing, grey

Zero setting

010 With reset lever

##### Revolution counter

U 310. 010 A 01

Display / direction of rotation

- A 5 digits 99 999 / I
- B 5 digits 99 999 / II

Count mode / drive

- 01 1 revolution = 1 digit / drive shaft on both sides

Housing

- A Surface mount housing, grey

Zero setting

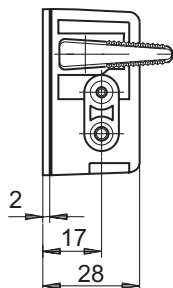
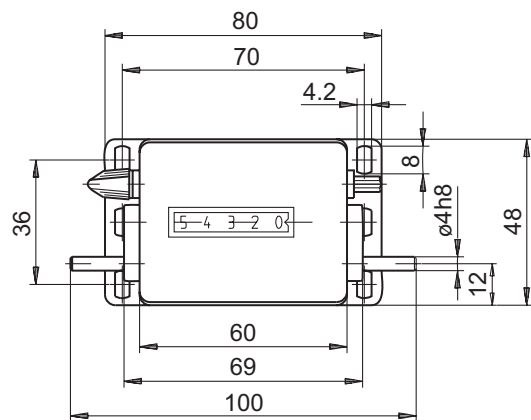
010 With reset lever

# Totalizers mechanic

Stroke, meter and revolution counters  
Display 5 digits, manual reset (zero) by lever

H 310, M 310, U 310

## Dimensions



Stroke lever and stroke

