

56 mm sq. (2.20 inch sq.)

1.8° /step RoHS

Bipolar winding, Lead wire type
Unipolar winding, Lead wire type ▶ p. 68

Customizing

- Hollow Shaft modification
- Decelerator Encoder

Varies depending on the model number and quantity. Contact us for details.

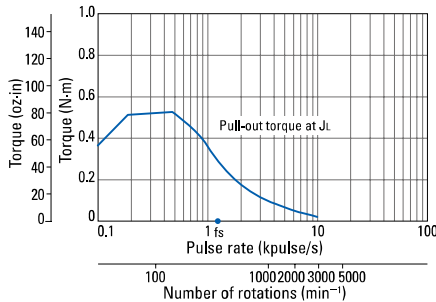
Bipolar winding, Lead wire type

Model number		Holding torque at 2-phase energization [N·m (oz·in) min.]	Rated current A/phase	Wiring resistance Ω/phase	Winding inductance mH/phase	Rotor inertia [×10 ⁻⁴ kg·m ² (oz·in ²)]	Mass (Weight) [kg (lbs)]	Motor length (L) mm (in)	Shaft diameter (D) mm (in)	Dcut thickness (T) mm (in)
Single shaft	Dual shaft									
103H7121-5640	103H7121-5610	0.55 (77.9)	1	4.3	14.5	0.1 (0.55)	0.47 (1.04)	41.8 (1.65)	φ 6.35 (φ 0.25)	5.8 (0.23)
103H7121-5740	103H7121-5710	0.55 (77.9)	2	1.1	3.7	0.1 (0.55)	0.47 (1.04)	41.8 (1.65)	φ 6.35 (φ 0.25)	5.8 (0.23)
103H7121-5840	103H7121-5810	0.55 (77.9)	3	0.54	1.74	0.1 (0.55)	0.47 (1.04)	41.8 (1.65)	φ 6.35 (φ 0.25)	5.8 (0.23)
103H7123-5640	103H7123-5610	1.0 (141.6)	1	5.7	29.4	0.21 (1.15)	0.65 (1.43)	53.8 (2.12)	φ 6.35 (φ 0.25)	5.8 (0.23)
103H7123-5740	103H7123-5710	1.0 (141.6)	2	1.5	7.5	0.21 (1.15)	0.65 (1.43)	53.8 (2.12)	φ 6.35 (φ 0.25)	5.8 (0.23)
103H7123-5840	103H7123-5810	1.0 (141.6)	3	0.7	3.5	0.21 (1.15)	0.65 (1.43)	53.8 (2.12)	φ 6.35 (φ 0.25)	5.8 (0.23)
103H7126-5640	103H7126-5610	1.6 (226.6)	1	7.7	34.6	0.36 (1.97)	0.98 (2.16)	75.8 (2.98)	φ 6.35 (φ 0.25)	5.8 (0.23)
103H7126-5740	103H7126-5710	1.6 (226.6)	2	2	9.1	0.36 (1.97)	0.98 (2.16)	75.8 (2.98)	φ 6.35 (φ 0.25)	5.8 (0.23)
103H7126-5840	103H7126-5810	1.6 (226.6)	3	0.94	4	0.36 (1.97)	0.98 (2.16)	75.8 (2.98)	φ 6.35 (φ 0.25)	5.8 (0.23)
103H7128-5640	103H7128-5610	2.0 (283.2)	1	8.9	40.1	0.49 (2.68)	1.3 (2.87)	94.8 (3.73)	φ 8 (φ 0.31)	7.5 (0.30)
103H7128-5740	103H7128-5710	2.0 (283.2)	2	2.3	10.4	0.49 (2.68)	1.3 (2.87)	94.8 (3.73)	φ 8 (φ 0.31)	7.5 (0.30)
103H7128-5840	103H7128-5810	2.0 (283.2)	3	1.03	4.3	0.49 (2.68)	1.3 (2.87)	94.8 (3.73)	φ 8 (φ 0.31)	7.5 (0.30)

Characteristics diagram

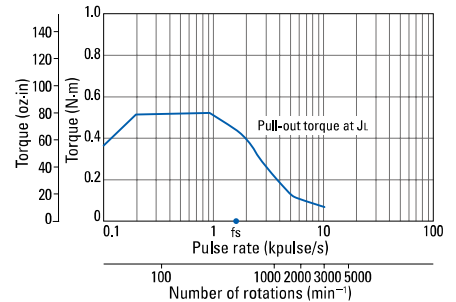
103H7121-5640 103H7121-5610

Constant current circuit
Source voltage: 24 VDC
Operating current:
1 A/phase, 2-phase energization (full-step)
J_L=[0.94 × 10⁻⁴kg·m² (5.14 oz·in²)] use the rubber coupling]
fs: Maximum self-start frequency when not loaded



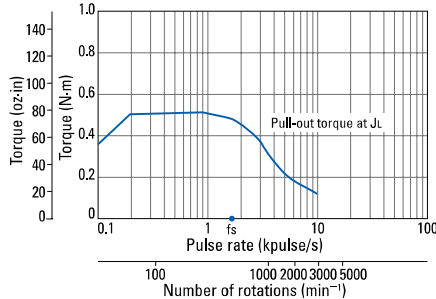
103H7121-5740 103H7121-5710

Constant current circuit
Source voltage: 24 VDC
Operating current:
2 A/phase, 2-phase energization (full-step)
J_L=[0.94 × 10⁻⁴kg·m² (5.14 oz·in²)] use the rubber coupling]
fs: Maximum self-start frequency when not loaded



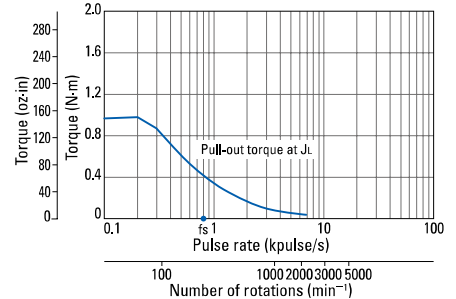
103H7121-5840 103H7121-5810

Constant current circuit
Source voltage: 24 VDC
Operating current:
3 A/phase, 2-phase energization (full-step)
J_L=[0.94 × 10⁻⁴kg·m² (5.14 oz·in²)] use the rubber coupling]
fs: Maximum self-start frequency when not loaded



103H7123-5640 103H7123-5610

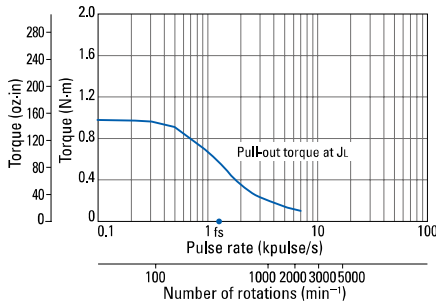
Constant current circuit
Source voltage: 24 VDC
Operating current:
1 A/phase, 2-phase energization (full-step)
J_L=[2.6 × 10⁻⁴kg·m² (14.22 oz·in²)] use the rubber coupling]
fs: Maximum self-start frequency when not loaded



Characteristics diagram

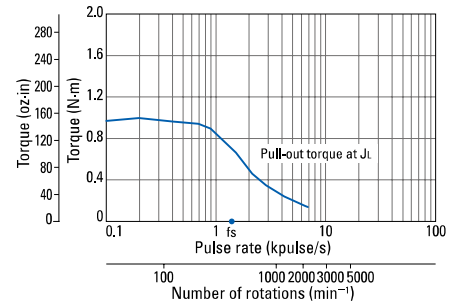
103H7123-5740 103H7123-5710

Constant current circuit
Source voltage: 24 VDC
Operating current:
2 A/phase, 2-phase
energization (full-step)
 $J_L=[2.6 \times 10^{-4} \text{kg}\cdot\text{m}^2$ (14.22
oz-in²) use the rubber
coupling]
fs: Maximum self-start
frequency when not
loaded



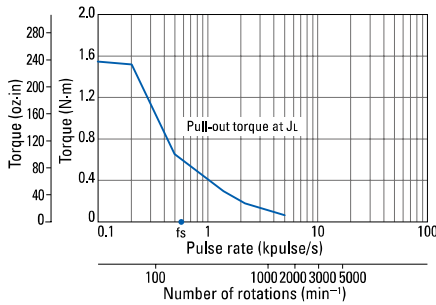
103H7123-5840 103H7123-5810

Constant current circuit
Source voltage: 24 VDC
Operating current:
3 A/phase, 2-phase
energization (full-step)
 $J_L=[2.6 \times 10^{-4} \text{kg}\cdot\text{m}^2$ (14.22
oz-in²) use the rubber
coupling]
fs: Maximum self-start
frequency when not
loaded



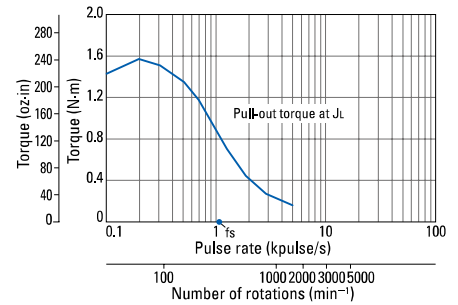
103H7126-5640 103H7126-5610

Constant current circuit
Source voltage: 24 VDC
Operating current:
1 A/phase, 2-phase
energization (full-step)
 $J_L=[2.6 \times 10^{-4} \text{kg}\cdot\text{m}^2$ (14.22
oz-in²) use the rubber
coupling]
fs: Maximum self-start
frequency when not
loaded



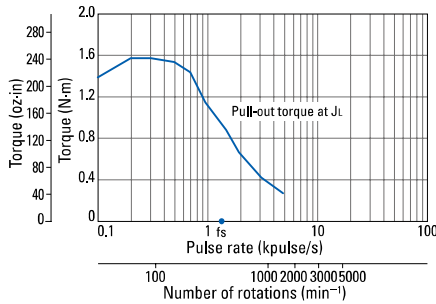
103H7126-5740 103H7126-5710

Constant current circuit
Source voltage: 24 VDC
Operating current:
2 A/phase, 2-phase
energization (full-step)
 $J_L=[2.6 \times 10^{-4} \text{kg}\cdot\text{m}^2$ (14.22
oz-in²) use the rubber
coupling]
fs: Maximum self-start
frequency when not
loaded



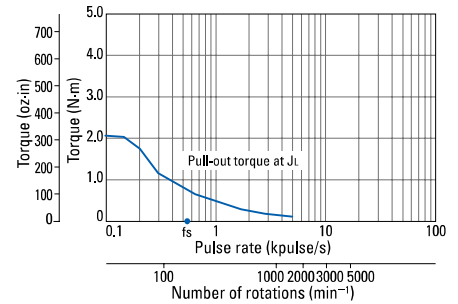
103H7126-5840 103H7126-5810

Constant current circuit
Source voltage: 24 VDC
Operating current:
3 A/phase, 2-phase
energization (full-step)
 $J_L=[2.6 \times 10^{-4} \text{kg}\cdot\text{m}^2$ (14.22
oz-in²) use the rubber
coupling]
fs: Maximum self-start
frequency when not
loaded



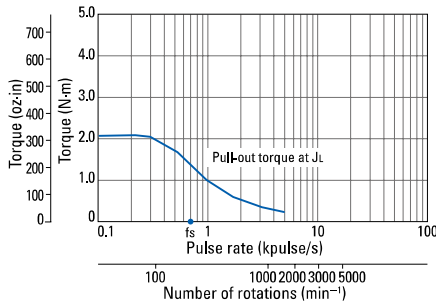
103H7128-5640 103H7128-5610

Constant current circuit
Source voltage: 24 VDC
Operating current:
1 A/phase, 2-phase
energization (full-step)
 $J_L=[7.4 \times 10^{-4} \text{kg}\cdot\text{m}^2$ (40.46
oz-in²) use the rubber
coupling]
fs: Maximum self-start
frequency when not
loaded



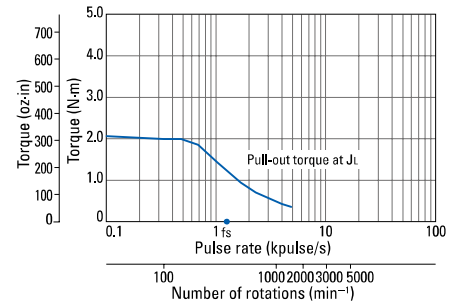
103H7128-5740 103H7128-5710

Constant current circuit
Source voltage: 24 VDC
Operating current:
2 A/phase, 2-phase
energization (full-step)
 $J_L=[7.4 \times 10^{-4} \text{kg}\cdot\text{m}^2$ (40.46
oz-in²) use the rubber
coupling]
fs: Maximum self-start
frequency when not
loaded

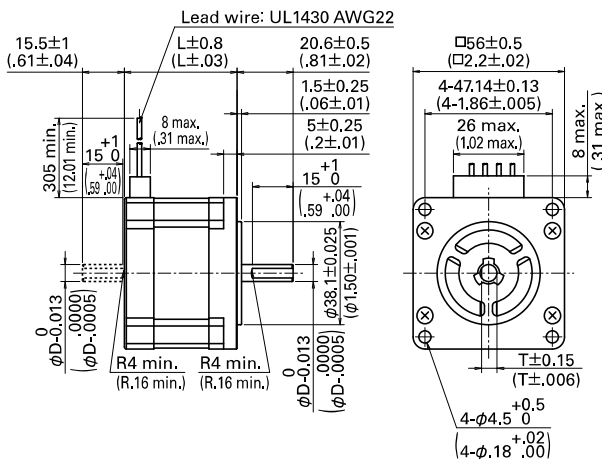


103H7128-5840 103H7128-5810

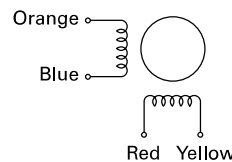
Constant current circuit
Source voltage: 24 VDC
Operating current:
3 A/phase, 2-phase
energization (full-step)
 $J_L=[7.4 \times 10^{-4} \text{kg}\cdot\text{m}^2$ (40.46
oz-in²) use the rubber
coupling]
fs: Maximum self-start
frequency when not
loaded



Dimensions [Unit: mm (inch)]



Internal wiring



Compatible drivers

Driver is not included.

If you require assistance finding a driver, contact us for details.