
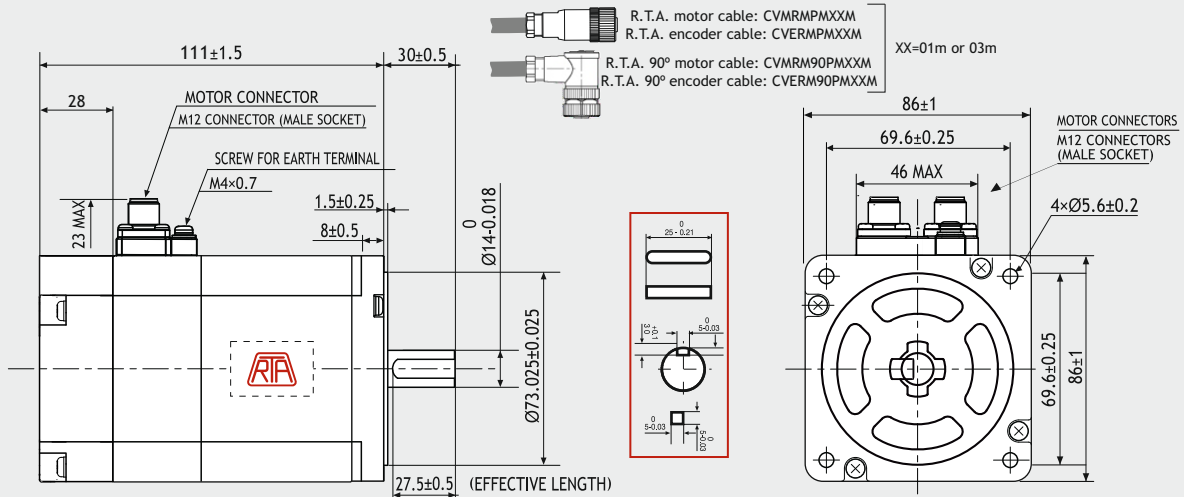


RM 3T1M-0XX0

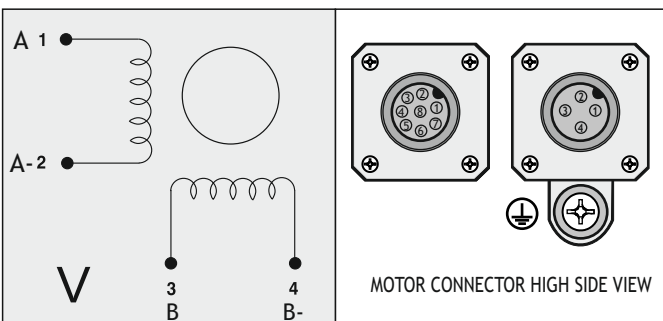
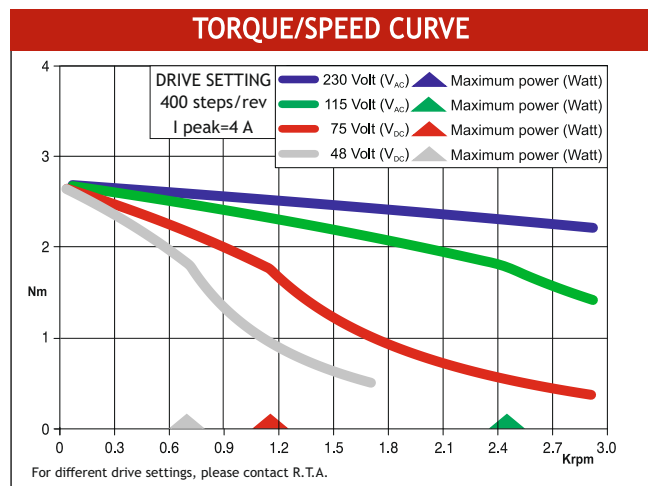


Dimensions (Unit:mm)



ENCODER OPTIONS:	RM 3T1M-04D0	RM 3T1M-04E0	RM 3T1M-0HE0
RESOLUTION	400 cpr	400 cpr	4000 cpr
INDEX	No	Yes	Yes
CURRENT CONSUMPTION (mA)	50	50	100
HIGH LEVEL OUTPUT (Volt)	5 (TIP) - 4.75 (MIN) (I _{max} =25mA)	3.4 (TIP) - 2.4 (MIN) (I _{max} =20mA)	3.4 (TIP) - 2.4 (MIN) (I _{max} =20mA)
LOW LEVEL OUTPUT (Volt)	0.25 (TIP) - 0.6 (MAX) (I _{max} =25mA)	0.2 (TIP) - 0.4 (MAX) (I _{max} =20mA)	0.2 (TIP) - 0.4 (MAX) (I _{max} =20mA)
OUTPUT SIGNAL	Differential	Differential	Differential
MAXIMUM FREQUENCY (KHz)	100	100	720
POWER SUPPLY VOLTAGE (Volt)	5 V _{DC} ± 10%	5 V _{DC} ± 10%	5 V _{DC} ± 10%

FEATURES	
MODEL	RM 3T1M
BASIC STEP ANGLE	1.8 ± 0.09°
BIPOLAR CURRENT (A)	4
RESISTANCE (Ohm)	0.56
INDUCTANCE (mH)	3.7
BIPOLAR HOLDING TORQUE (Ncm)	360
ROTOR INERTIA (Kgm ² × 10 ⁻⁷)	1480
THEORETICAL ACCELERATION (rad × sec. ⁻²)	24300
BACK E.M.F. (V/Krpm)	90
MASS (Kg)	1.95
INTERNATIONAL STANDARDS	UL, CSA, CE, RoHS
INSULATION VOLTAGE (V)	250 V _{AC} (350 V _{DC})
PROTECTION DEGREE - INSULATION CLASS	IP 54 - CLASS F
LEADS CODE	V



ENCODER CONNECTOR PIN-OUT			
DESCRIPTION	04D0 PINS	04E0/OHE0 PINS	R.T.A. CABLE LEADS COLOR
CHANNEL A+	3	3	GREEN
CHANNEL A-	4	4	PURPLE
CHANNEL B+	1	1	BLUE
CHANNEL B-	2	2	BROWN
+ DC (5V)	8	8	RED
GROUND	5	5	BLACK
INDEX+	/	7	ORANGE
INDEX-	/	6	WHITE

R.T.A. CABLE
 CVMRMPMXXM

Suggested R.T.A. driver: 230 Vac X-PLUS series/230 Vac X-MIND series.