

# Proximity Sensors Inductive High Temperature Types IA, M5, 8, NPN/PNP

CARLO GAVAZZI

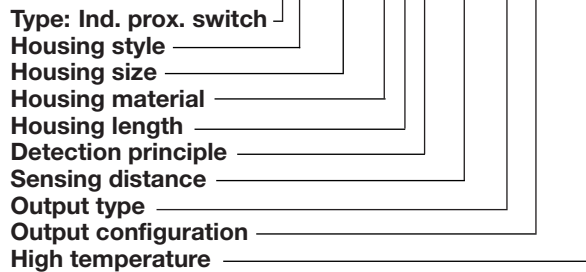


- Stainless steel housings
- Sensing distance: 0.8 - 1 mm
- Power supply: 10 to 30 VDC
- Output: Transistor NPN or PNP, make switching
- For flush mounting
- 2 m silicone cable

## Product Description

Inductive proximity sensor with transistor output in M5 and M8 stainless steel housing for flush mounting in metal. Output configuration for NPN/PNP with NO as standard. Connection with 2 m silicone cable.

## Ordering Key IA 05 BSF 08 NO HT-K



## Type Selection

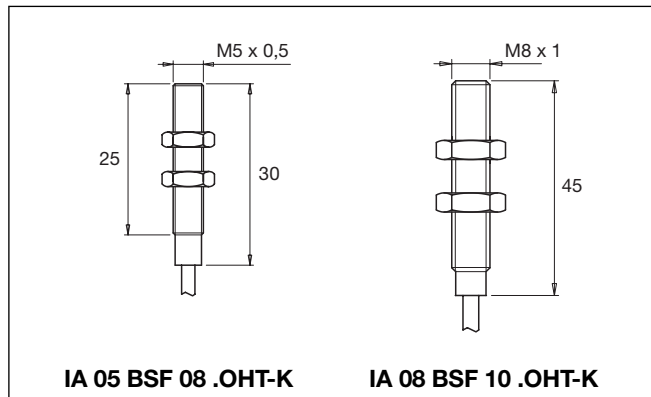
Rated operating dist. (S <sub>n</sub> )	Connection type	Housing dimensions	Ordering no. Transistor NPN Make switching	Ordering no. Transistor PNP Make switching
0.8 mm	Cable, 2 m	M5	IA 05 BSF 08 NOHT-K	IA 05 BSF 08 POHT-K
1.0 mm	Cable, 2 m	M8	IA 08 BSF 10 NOHT-K	IA 08 BSF 10 POHT-K

All types for flush mounting in metal

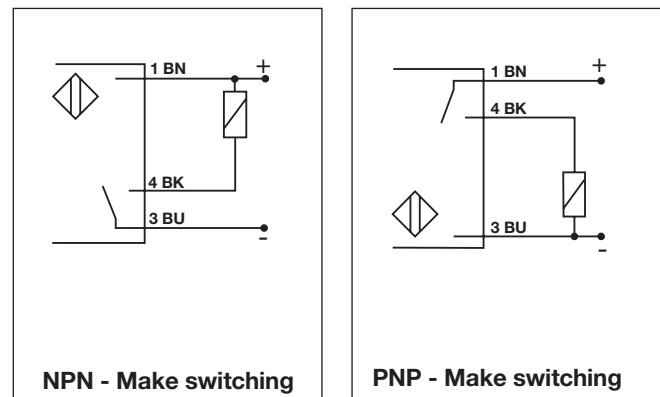
## Specifications

Rated operational volt. (U <sub>B</sub> )	10 to 30 VDC (ripple included)	Ambient temperature	
Ripple	≤ 10%	Operating	-25 to +120°C (-13 to +248°F)
Rated operational current (I <sub>e</sub> )		Storage	-30 to +125°C (-22 to +257°F)
Continuous	≤ 50 mA @ + 25°C (+75°F)	Degree of protection	IP 67 (Nema 1, 3, 4, 6, 13)
No-load supply current (I <sub>o</sub> )	≤ 5 mA (ON)	Housing material	Stainless steel
Voltage drop (U <sub>d</sub> )	< 3,0 V (@ I <sub>max</sub> )	CE-marking	Yes
Frequency of op. cycles (f)	Ø5: 3 kHz Ø8: 2 kHz	Connection	Cable, silicone, 2 m, AWG 26
Effective operating dist. (S <sub>r</sub> )	0.9 x S <sub>n</sub> ≤ S <sub>r</sub> ≤ 1.1 x S <sub>n</sub>		
Usable operating dist. (S <sub>u</sub> )	0.85 x S <sub>r</sub> ≤ S <sub>u</sub> ≤ 1.15 x S <sub>r</sub>		

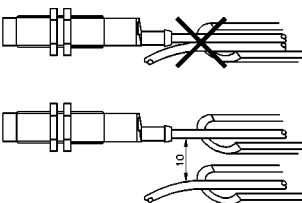
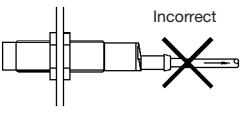
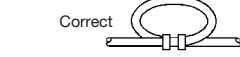
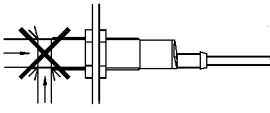
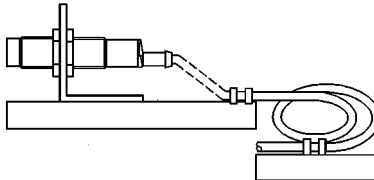
## Dimensions



## Wiring Diagrams



## Installation Hints

<p>To avoid interference from inductive voltage/current peaks, separate the prox. switch power cables from any other power cables, e.g. motor, contactor or solenoid cables</p> 	<p>Relief of cable strain</p> <p>Incorrect</p>  <p>Correct</p>  <p>The cable should not be pulled</p>	<p>Protection of the sensing face</p>  <p>A proximity switch should not serve as mechanical stop</p>	<p>Switch mounted on mobile carrier</p>  <p>Any repetitive flexing of the cable should be avoided</p>
--	--	--	---