

Products /  **CASTALDI** / TELLUX D41 / D41 TELLUX/Q1 / D41K/Q1-LWNMF

TELLUX D41 D41K/Q1-LWNMF

TECHNICAL DATA

GENERAL

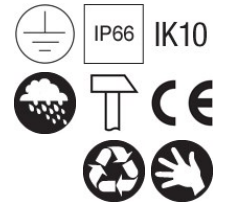


Item code	D41K/Q1-LWNMF
Place installation	outdoor
Name	D41 TELLUX/Q1 / D41K/Q1-LWNMF wall recessed
Note	Class II insulation on request. 5000K on request.
Standard colour	stainless steel frame sandblasted
Environments	façades and architectural works, wellness, hallway, conference hall, places of worship



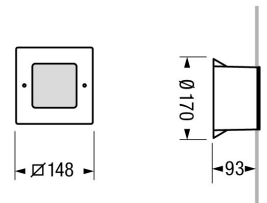
PHYSICAL

Installation type	wall recessed
Mounting type	with rough-in housing
Painting	Polyester powder coating, with a pluri-processed against corrosion (passed the exposure of over 1500 hours in a saline mist environment).
Screws	AISI 304 stainless steel screws.
Seals	Silicone Rubber.
Body	Corrosion resistant die-cast aluminium body.




DIMENSIONS

A: Total width device (mm)	148
L: Total length device (mm)	148
Built-in shaped	Square
Width built-in (mm)	170
Lenght built-in (mm)	170
Built-in depth (mm)	93



OPTICAL SYSTEMS

Opening beam	diffused
Optical System	Tempered safety glass, mechanical and thermal shock resistant.



ENERGY SAVING

This luminaire contains built-in LED lamps
The lamps cannot be changed in the luminaire



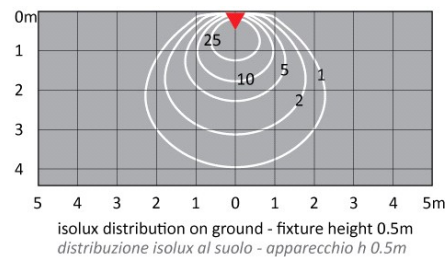
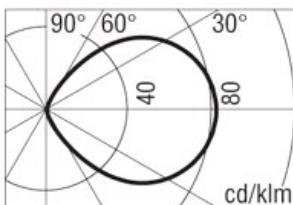
SOURCES

Source Type	Source Power	System Power	Source	Lamp Socket	Sources Temperature Colour	Nominal Flux	Output Flux	Source description
LED	4W	-	LED	-	4000K	315 lm	271 lm	-

ELECTRICAL

Ballast type	Electronic
Mounting ballast type	Integral
Line input	Pre-wired and tested with resin sealed watertight H07RN-F cable (for a fast and secure connection to the main power line, use ACS/CR1 connector or similar).
Voltage	220-240V
Frequency	50-60Hz
Wiring	Electronic driver 220/240V-AC 50/60Hz.

PHOTOMETRICS



NORMS / DIRECTIVES

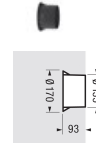
Norms	EN 60598-1, EN 60598-2-2
Directives	2014/35/UE, 2014/30/UE

ACCESSORIES

INCLUDED ACCESSORIES

Rough-in housing

Wall rough-in housing box, high impact resistant composite technopolymer (Code PM/D41-002).



OPTIONAL ACCESSORIES

Electrical

Accessory code ACS/CR1

Technical description
Fast IP68 connector 1bar (10m-1h) for cable Ø7-12mm - 3x1.5mm.



Accessory code ACS/CR6

Technical description
4 ways IP68 wiring box for cable Ø5-14mm - 3x1,5mm.

