

Products /  **CASTALDI** / TELLUX SMALL D42 / D42 TELLUX SMALL T95 / D42K/T01-1LWN-FE

TELLUX SMALL D42 D42K/T01-1LWN-FE

TECHNICAL DATA

GENERAL

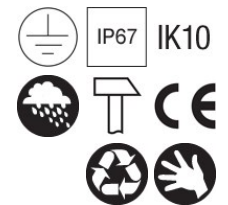


Item code	D42K/T01-1LWN-FE
Place installation	outdoor
Name	D42 TELLUX SMALL T95 / D42K/T01-1LWN-FE ceiling recessed, downlights
Note	Suitable for use in dropped or drywall ceilings, thickness 1-40mm. 5000K on request.
Standard colour	stainless steel frame sandblasted
Environments	urban landscape, façades and architectural works, wellness, hallway, conference hall, places of worship, residential lighting



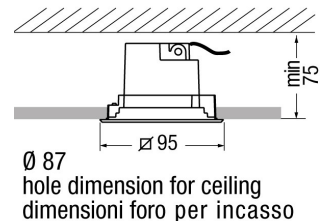
PHYSICAL

Installation type	ceiling recessed, downlights
Mounting type	frame
Painting	Polyester powder coating, with a pluri-processed against corrosion (passed the exposure of over 1500 hours in a saline mist environment).
Screws	AISI 304 stainless steel screws.
Seals	Silicone Rubber.
Body	Corrosion resistant die-cast aluminium body.




DIMENSIONS

D: Total diameter device (mm)	95
Built-in shaped	Round
Diameter built-in (mm)	87
Built-in depth (mm)	75



OPTICAL SYSTEMS

Emission	direct
Opening beam	super-diffused
Optical System	Tempered safety glass, mechanical and thermal shock resistant.



ENERGY SAVING

This luminaire contains built-in LED lamps
The lamps cannot be changed in the luminaire



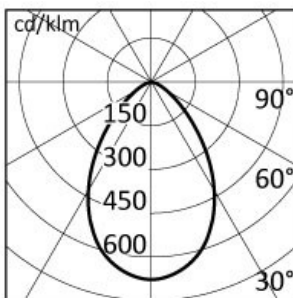
SOURCES

Source Type	Source Power	System Power	Source	Lamp Socket	Sources Temperature Colour	Nominal Flux	Output Flux	MacAdam
LED	1W	-	-	-	4000K CRI>80	99 lm	77 lm	Step 3

ELECTRICAL

Ballast type	ON-OFF.
Mounting ballast type	Integral
Lifetime	60.000h L90B10 (Ta=25°C)
Line input	Pre-wired and tested with resin sealed watertight H05RN-F cable (for a fast and secure connection to the main power line, use ACS/CR1 connector or similar).
Voltage	220-240V
Frequency	50-60Hz
Wiring	Electronic driver 220/240V-AC 50/60Hz.

PHOTOMETRICS



h (m)	Ø (m)	γ=0.0 α=β=96.0°	Emed(lx)
0.50	1.11		48
1.00	2.22		12
1.50	3.32		5
2.00	4.43		3
2.50	5.54		2

NORMS / DIRECTIVES

Norms	EN 60598-1, EN 60598-2-2
Directives	2014/35/UE, 2014/30/UE

ACCESSORIES

OPTIONAL ACCESSORIES

Electrical

Accessory code ACS/CR1

Technical description
Fast IP68 connector 1bar (10m-1h) for cable Ø7-12mm - 3x1.5mm.



Accessory code ACS/CR6

Technical description
4 ways IP68 wiring box for cable Ø5-14mm - 3x1,5mm.

