

Products /  **CASTALDI** / TELLUX SMALL D42 / D42 TELLUX SMALL T95 / D42K/T01-1LWW-FE

## TELLUX SMALL D42 D42K/T01-1LWW-FE

### TECHNICAL DATA

#### GENERAL

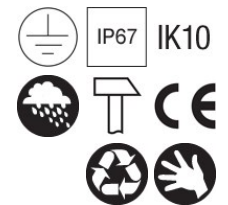


Item code	D42K/T01-1LWW-FE
Place installation	outdoor
Name	D42 TELLUX SMALL T95 / D42K/T01-1LWW-FE ceiling recessed, downlights
Note	Suitable for use in dropped or drywall ceilings, thickness 1-40mm. 5000K on request.
Standard colour	stainless steel frame sandblasted
Environments	urban landscape, façades and architectural works, wellness, hallway, conference hall, places of worship, residential lighting



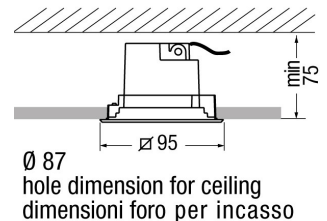
#### PHYSICAL

Installation type	ceiling recessed, downlights
Mounting type	frame
Painting	Polyester powder coating, with a pluri-processed against corrosion (passed the exposure of over 1500 hours in a saline mist environment).
Screws	AISI 304 stainless steel screws.
Seals	Silicone Rubber.
Body	Corrosion resistant die-cast aluminium body.




#### DIMENSIONS

D: Total diameter device (mm)	95
Built-in shaped	Round
Diameter built-in (mm)	87
Built-in depth (mm)	75



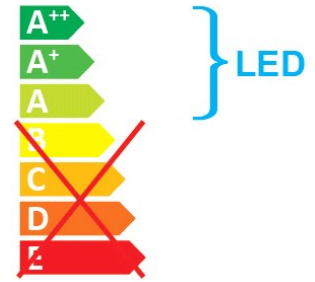
#### OPTICAL SYSTEMS

Emission	direct
Opening beam	super-diffused
Optical System	Tempered safety glass, mechanical and thermal shock resistant.



## ENERGY SAVING

This luminaire contains built-in LED lamps  
The lamps cannot be changed in the luminaire



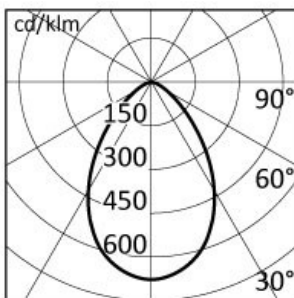
## SOURCES

Source Type	Source Power	System Power	Source	Lamp Socket	Sources Temperature Colour	Nominal Flux	Output Flux	MacAdam
LED	1W	-	-	-	3000K CRI>80	88 lm	69 lm	Step 3

## ELECTRICAL

Ballast type	ON-OFF.
Mounting ballast type	Integral
Lifetime	60.000h L90B10 (Ta=25°C)
Line input	Pre-wired and tested with resin sealed watertight H05RN-F cable (for a fast and secure connection to the main power line, use ACS/CR1 connector or similar).
Voltage	220-240V
Frequency	50-60Hz
Wiring	Electronic driver 220/240V-AC 50/60Hz.

## PHOTOMETRICS



## NORMS / DIRECTIVES

Norms	EN 60598-1, EN 60598-2-2
Directives	2014/35/UE, 2014/30/UE

## ACCESSORIES

## OPTIONAL ACCESSORIES

### Electrical

Accessory code	ACS/CR1
Technical description	Fast IP68 connector 1bar (10m-1h) for cable Ø7-12mm - 3x1.5mm.



Accessory code	ACS/CR6
Technical description	4 ways IP68 wiring box for cable Ø5-14mm - 3x1,5mm.

