

Products /  **CASTALDI** / ICE D64 / D64 ICE 30mm FULL EFFECT / D64/3-03-1LWW-FE

ICE D64 D64/3-03-1LWW-FE

TECHNICAL DATA

GENERAL

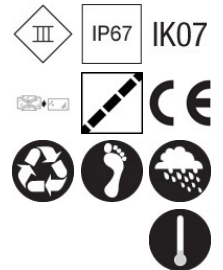


Item code	D64/3-03-1LWW-FE
Place installation	outdoor
Name	D64 ICE 30mm FULL EFFECT / D64/3-03-1LWW-FE ground recessed, wall recessed, ceiling recessed, wall mounted
Environments	façades and architectural works, wellness, hallway, industrial areas



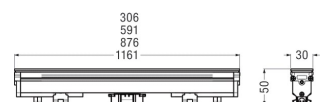
PHYSICAL

Installation type	ground recessed, wall recessed, ceiling recessed, wall mounted
Mounting type	surface, with rough-in housing
Screws	AISI 304 stainless steel screws.
Seals	Silicone Rubber.
Temperature glass	40°C
Body	Natural anodised extruded aluminium structure. Die- cast aluminium end caps. Installation kit with harmonic steel springs.




DIMENSIONS

A: Total width device (mm)	30
L: Total length device (mm)	306
H: Total height device (mm)	50
Built-in shaped	Rectangular
Weight (kg)	0,6



OPTICAL SYSTEMS

Opening beam	FE Full Effect
Diffuser	Tempered safety glass - 10 mm thickness, mechanical and thermal shock resistant.



ENERGY SAVING

This luminaire contains built-in LED lamps
The lamps cannot be changed in the luminaire



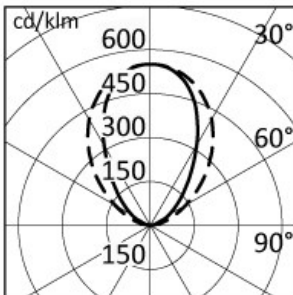
SOURCES

Source Type	Source Power	System Power	Source	Lamp Socket	Sources Temperature Colour	Nominal Flux	Output Flux	Source description
LED	-	4,5W	-	-	3000K	-	183 lm	-

ELECTRICAL

Ballast type	Electronic
Mounting ballast type	Remote
Line input	Looping facility with IP67 patented fast connector
Voltage	21-25V-DC
Wiring	Remote electrical harness wired for 220-240V-AC 50-60Hz, 24V-DC output (accessories to be ordered separately). Integrated through wiring.

PHOTOMETRICS



h (m)	Ø (m)	7=0.0 α=33°	Ø (m)	7=0.0 β=45°	Emed(lx)
1.00	1.31		2.01		45
2.00	2.63		4.03		11
3.00	3.94		6.04		5
4.00	5.26		8.05		3
5.00	6.57		10.07		2

NORMS / DIRECTIVES

Norms	EN 60598-1, EN 60598-2-13
Directives	2014/35/UE, 2014/30/UE

ACCESSORIES

OPTIONAL ACCESSORIES

Electrical

Accessory code	D64/LC-03
Technical description	Loop cable 306mm.
Weight (kg)	0.2



Accessory code	D64/SC-05
Technical description	Starting cable 5m + end wiring cap.
Weight (kg)	0.6



Accessory code	D64/SC-10
Technical description	Starting cable 10m + end wiring cap.
Weight (kg)	1.1



Accessory code	D64/SC-15
Technical description	Starting cable 15m + end wiring cap.
Weight (kg)	1.6



Accessory code	D64/D100-01
Technical description	Extraction key + Electronic power supply designed to mount on a DIN standard profile 120W - Vin=100~264V-AC 47~63Hz Vout=24V.
A: Total width device (mm)	125



Accessory code D64/D300-01

Technical description
Extraction key + Electronic power supply
designed to mount on a DIN standard
profile 240W - Vin=100~264V-AC 47~63Hz
Vout=24V.

A: Total width device (mm) 125



Accessory code D64/D100D-02

Technical description
Extraction key + Electronic power supply
IP65 100W Dimm DALI - Vin=230-264V-AC
Vout=24V.

A: Total width device (mm) 40



Accessory code D64/D150-02

Technical description
Extraction key + Electronic power supply
IP65 150W - Vin=230-264V-AC Vout=24V.

A: Total width device (mm) 68



Accessory code D64/D25D-03

Technical description
Extraction key + Electronic power supply
20W Dimm DALI - Vin=230-264V-AC
Vout=24V

A: Total width device (mm) 67



Accessory code D64/D50D-03

Technical description
Extraction key + Electronic power supply
60W - Vin=230-264V-AC Vout=24V.

A: Total width device (mm) 79



Mounting

Accessory code	D64/3-K
Technical description	Extraction key.
Weight (kg)	0.2
Body	AISI 316 stainless steel.



Accessory code	D64/3-FX14
Technical description	Corrugated conduit holder.
Weight (kg)	0.2
Body	AISI 316 stainless steel.



Accessory code	D64/3-FX16
Technical description	Pair of adjustable plates for poured concrete.
Weight (kg)	0.5
Body	AISI 316 stainless steel.



Accessory code	D64/3-FX17
Technical description	Pair of adjustable plates for masonry cutting.
Weight (kg)	0.2
Body	AISI 316 stainless steel.



Accessory code	D64/3-FX02
Technical description	Plate for 180° fixing with screws.
Weight (kg)	0.2
Body	AISI 316 stainless steel.



Accessory code	D64/3-FX03
Technical description	Plate for 90° fixing with screws.
Weight (kg)	0.2
Body	AISI 316 stainless steel.



Recessed mounting in plasterboard

Accessory code	D64/3-03-CC1
Technical description	Plasterboard rough-in housing L=308mm.
A: Total width device (mm)	79
Built-in depth (mm)	55
Weight (kg)	0.4
Body	Corrosion resistant anodized aluminium body.



Accessory code	D64/3-03-CC3
Technical description	Plasterboard rough-in housing corner 90° 2x306mm.
A: Total width device (mm)	365
Built-in depth (mm)	104
Weight (kg)	0.7
Body	Corrosion resistant anodized aluminium body.



Accessory code	D64/3-FX09
Technical description	Pair of end caps for plasterboard rough-in housing.
Weight (kg)	0.2
Body	AISI 316 stainless steel.



Recessed mounting with Frame

Accessory code	D64/3-03-CF
Technical description	Rough-in housing with frame L=308mm.
A: Total width device (mm)	35
Built-in depth (mm)	55
Weight (kg)	0.4
Body	Corrosion resistant anodized aluminium body.



Accessory code	D64/3-FX05
Technical description	Pair of end caps for rough-in housing with frame.
Weight (kg)	0.2
Body	AISI 316 stainless steel.



Trimless recessed mounting

Accessory code	D64/3-03-CN
Technical description	Trimless rough-in housing L= 306mm.
A: Total width device (mm)	30
Built-in depth (mm)	55
Weight (kg)	0.3
Body	Corrosion resistant anodized aluminium body.



Wall surface mounting

Accessory code	D64/3-03-CWS-GR
Technical description	Wall housing for single installation -GR GRAPHITE. L=312mm.
A: Total width device (mm)	35
Built-in depth (mm)	55
Weight (kg)	0.4
Body	Housing made of extruded aluminium powder-coated. Aluminum end caps painted in the same colour as the housing. Sheet-steel gear tray in graphite painted finish.



Accessory code	D64/3-03-CW-GR
Technical description	Wall housing for multiple aligned installation -GR GRAPHITE. L=308mm.
A: Total width device (mm)	35
Built-in depth (mm)	55
Weight (kg)	0.4
Body	Housing made of extruded aluminium powder-coated. Aluminum end caps painted in the same colour as the housing. Sheet-steel gear tray in graphite painted finish.



Accessory code	D64/3-FX10-GR
Technical description	Pair of end caps for wall housing -GR GRAPHITE.
Weight (kg)	0.2
Body	Housing made of extruded aluminium powder-coated. Aluminum end caps painted in the same colour as the housing. Sheet-steel gear tray in graphite painted finish.




Accessory code	D64/3-03-CWS-B
Technical description	Wall housing for single installation -B WHITE. L=312mm.
A: Total width device (mm)	35
Built-in depth (mm)	55
Weight (kg)	0.4
Body	Housing made of extruded aluminium powder-coated. Aluminum end caps painted in the same colour as the housing. Sheet-steel gear tray in white painted finish.



Accessory code	D64/3-03-CW-B
Technical description	Wall housing for multiple aligned installation -B WHITE. L=308mm.
A: Total width device (mm)	35
Built-in depth (mm)	55
Weight (kg)	0.4
Body	Housing made of extruded aluminium powder-coated. Aluminum end caps painted in the same colour as the housing. Sheet-steel gear tray in white painted finish.



Accessory code	D64/3-FX10-B
Technical description	Pair of end caps for wall housing -B WHITE.
Weight (kg)	0.2
Body	Housing made of extruded aluminium powder-coated. Aluminum end caps painted in the same colour as the housing. Sheet-steel gear tray in white painted finish.



Accessory code	D64/3-FX11-GR
Technical description	Pair of brackets 70mm long for wall housing -GR GRAPHITE.
A: Total width device (mm)	70
Weight (kg)	0.3
Body	AISI 304 stainless steel painted in graphite.



Accessory code	D64/3-FX12-GR
Technical description	Pair of brackets 250mm long for wall housing -GR GRAPHITE.
A: Total width device (mm)	250
Weight (kg)	0.5
Body	AISI 304 stainless steel painted in graphite.



Accessory code	D64/3-FX11-B
Technical description	Pair of brackets 70mm long for wall housing -B WHITE.
A: Total width device (mm)	70
Weight (kg)	0.3
Body	AISI 304 stainless steel painted in white.



Accessory code	D64/3-FX12-B
Technical description	Pair of brackets 250mm long for wall housing -B WHITE.
A: Total width device (mm)	250
Weight (kg)	0.5
Body	AISI 304 stainless steel painted in white.



Accessory code	D64/3-FX13
Technical description	Pair of hold brackets for wall housing (to use onto plane surfaces).
Weight (kg)	0.2
Body	AISI 316 stainless steel.

