

## DL ROUND MAXI



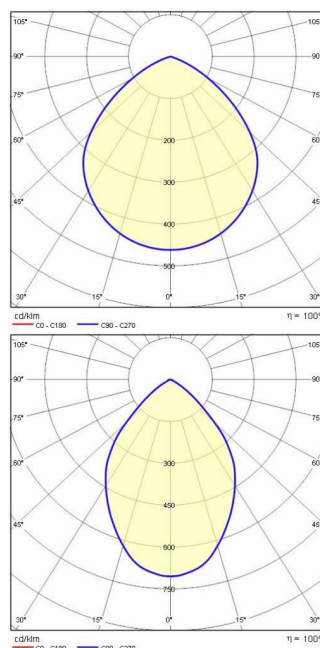
<b>Part number</b>	3108978
<b>Lampholder:</b>	LED
<b>Light Source:</b>	LED
<b>Wattage:</b>	21 W
<b>Finish:</b>	SL-10 / Silver / Textured
<b>Insulation class:</b>	I
<b>Degree of protection:</b>	IP20
<b>IK-J-xxIP:</b>	IK07 2J xx5
<b>CRI:</b>	80
<b>Kelvin:</b>	4000
<b>Power factor:</b>	COS $\phi$ $\geq$ 0,9
<b>Optic:</b>	Extra wide circle reflector
<b>Optic Beam:</b>	2 x 45°
<b>Lightsource lumen output:</b>	3500 lm
<b>Luminaire lumen output:</b>	3130 lm
<b>L:</b>	L80
<b>B:</b>	B10
<b>Lifetime:</b>	50000 h
<b>Ta MIN luminaire:</b>	10°
<b>Ta MAX luminaire:</b>	40°



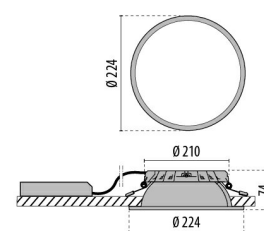
### Description

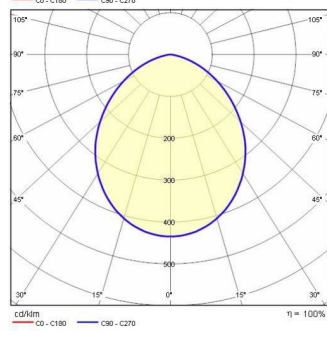
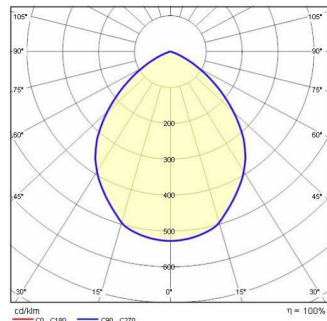
- Recessed, modular, round LED downlight for indoor, comprising:
- LED module, die-cast aluminium heat sink, reflector with integrated ceiling trim, diffuser and external supply unit
  - All components can be tool-less replaced lately
  - Integrated diffuser with optimum diffusion for a very high level of uniformity
  - Excellent dissipation with die-cast aluminium heat sink with FAST "Flexible Air Stream Technology"
  - Built-in driver
  - DALI dimmable
  - Suitable for ceiling tile thickness from 1-25 mm
  - Quick installation without tools
  - Wieland connector Options:
  - High-shine modular radial louvre reflector with integrated ceiling frame made of metallised injection-moulded ABS with light-tight connection to LED module
  - Reflector with integrated ceiling trim made of injection-moulded ABS in white with light-tight connection to LED module and matte plastic pane (IP54)

### Photometric data



### Technical drawings





## OPTIONAL ACCESSORIES

### DL ROUND MAXI



3109012  
LOUVRE DL ROUND MAXI



3109013  
WHITE OPTIC IP54 DL ROUND MAXI



3109011  
BLACK REFLECTOR DL ROUND MAXI