

GUELL 2.5 S/W



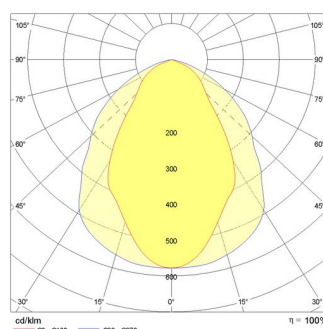
Part number	306199
Lampholder:	LED
Light Source:	LED
Wattage:	166 W
Finish:	GR-94 / Metallic grey / Textured
Insulation class:	I
Degree of protection:	IP66
IK-J-xxIP:	IK07 3J xx5
CRI:	80
Kelvin:	4000
Power factor:	$\text{COS}\phi \geq 0,9$
Optic:	SYMMETRIC WIDE REFLECTOR
Lightsource lumen output:	22284 lm
Luminaire lumen output:	20195 lm
L:	L70
B:	B10
Lifetime:	130000 h
Ta MIN luminaire:	-20°
Ta MAX luminaire:	40°
ULR:	0%
IPEA* (Street Lighting):	A++
IPEA* (Area Lighting):	A6+
IPEA* (Cycle/Pedestrian Lighting):	A3+
IPEA* (Green Areas):	A3+
IPEA* (Historical Areas):	A8+
Luminous Intensity Class:	G*6



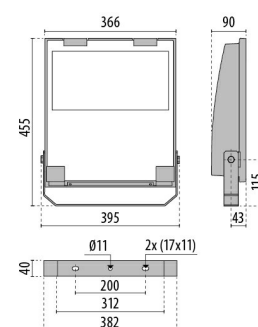
Description

- LED floodlight for indoor and outdoor lighting, comprising:
- Die-cast aluminium housing chemically pre-treated and painted with polyester powder coating
 - Flat tempered glass diffuser
 - Very high performance reflectors made of 99.99% plated aluminium, polished, oxidised and free of iridescence
 - Anti-ageing silicone gasket
 - Cable gland M20x1.5 for cables $\varnothing 10$ - $\varnothing 14$ mm
 - Stainless steel external screws
 - Fully integrated stainless steel aluminium spring clips
 - Powder coated steel bracket
 - Integral 10 kV Surge Protection Device (common mode)
 - Consult factory for other colour temperatures and colour rendering index
 - Photometric data measure according to UNI EN 13032-4 and IES LM-79-08

Photometric data




Technical drawings




OPTIONAL ACCESSORIES

GUELL 2.5 S/W (166 W - 238 W)



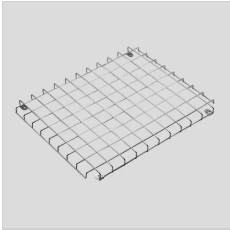
310961
Louvre GUELL 2.5 Symmetrical

GUELL 2.5 A/W - S/W (166 W - 238 W)



310964
GUELL 2.5 frosted glass
Metallic grey

GUELL 2.5




310965
Protective grid GUELL 2.5



310982
Wall mount support 1000 mm
Metallic grey



310967
Double pole top support GUELL 2.5
Metallic grey



310966
Single pole top support GUELL 2.5
Metallic grey