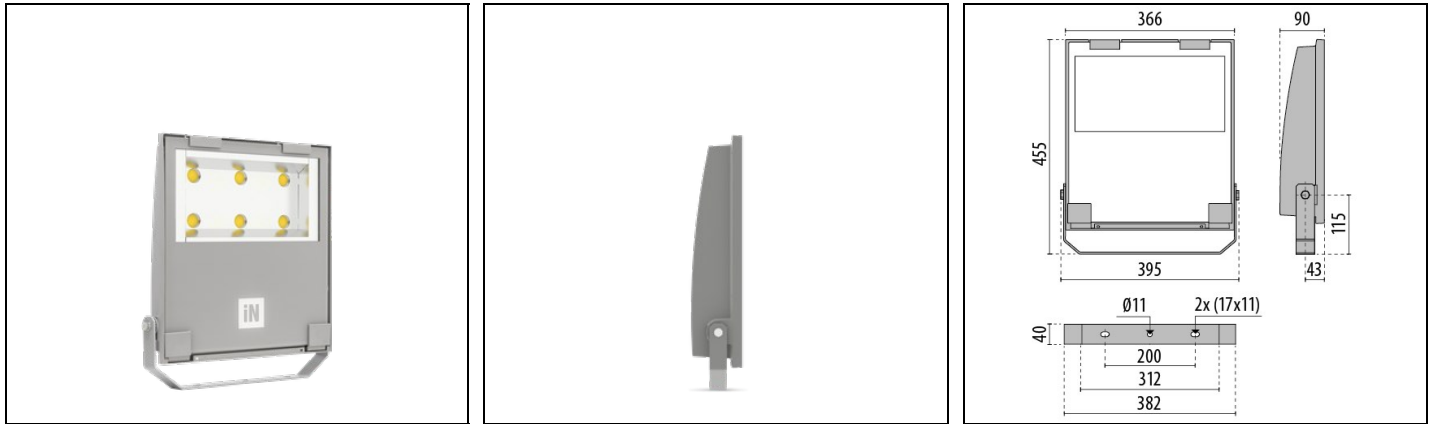


GUELL 2.5 S/W

Part number 3117391



Description

LED floodlight for indoor and outdoor, comprising:

- Die-cast aluminium housing, polyester powder coat finish ISO 9227/12944 - ISO 9223 (C5)
- Extra clear, toughened, flat glass diffuser
- High-performance polished, oxidised, iridescence-free, aluminium reflector (Al 99.99)
- Anti-ageing custom moulded silicone sealing gasket(s)
- Cable gland M20x1.5 for cables Ø 10- Ø 14 mm
- Stainless steel locking hardware
- Fully integrated stainless steel aluminium spring clips
- Powder-coated steel tiltable bracket
- ON/OFF, DALI and 1-10V version available. Consult Factory
- Integral surge protection device (SPD) against mains overvoltages up to 10 kV (CM/DM)
- High asymmetrical distributions low-glare optic options available (A50/W versions)
- Openable and maintainable luminaire (future-proof)
- Other colour temperatures (CCT) and colour rendering index (CRI) options available. Consult factory
- Photometric data measure according to UNI EN 13032-4 and IES LM-79-08
- Design by GIORGIO LODI

Product data

ETIM Group:	EG000027	ETIM Class:	EC001744
-------------	----------	-------------	----------

General information

Lampholder:	LED	Light source:	LED
Lightsource lumen output [lm]:	34480	Luminaire lumen output [lm]:	29882
Luminaire wattage [W]:	227 W	Luminous efficacy [lm/W]:	132
CRI:	80	Colour temperature [K]:	3000
Colour / Finishing:	GR-94 / Metallic grey / Textured	IP degree of protection:	IP66
IK-J-xxIP:	IK07 3J xx5	Protection class:	I
Optic:	Symmetric Wide	Net weight [kg]:	8
Overall length [mm]:	395	Overall width [mm]:	455
Overall height [mm]:	90		

Mechanical features

Shape:	RECTANGULAR	Housing material:	Aluminium
Diffuser material:	GLASS	Glow wire test [°C]:	650 °C
Frontal exposed area [m ²]:	0.03	Lateral exposed area [m ²]:	0.03
Top exposed area [m ²]:	0.14		

Electrical features

Voltage type:	AC	Input voltage [V AC]:	220/240
Input frequency [Hz]:	50/60	Power factor / COS Φ:	0.9
Surge protection Common [kV]:	10.0	Surge protection Differential [kV]:	10.0
Inrush current [A/μs]:	58 / 174	C10 1.5 mm ² :	4
C16 2.5 mm ² :	7	B10 1.5 mm ² :	2
B16 2.5 mm ² :	4		

Installation

Application area:	Outdoor	Mounting type:	Floodlighting
Min. ambient temperature [°C]:	-40	Max. ambient temperature [°C]:	35
Min. distance from lighted object [m]:	1.00		

Light features

MacAdam:	3	Lumen maintenance:	L90B20@65000h
Distribution of light emission:	Direct	Luminous Intensity Class:	G*6
Zero light pollution (ULR = 0%):		IPEA* (road lighting):	A++
IPEA* (large areas, roundabouts):	A6+	IPEA* (cycle-pedestrian):	A3+

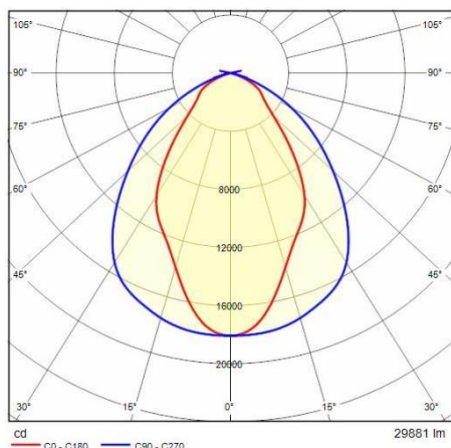
To maintain the regular updating of our products, PERFORMANCE iN LIGHTING reserves the right to make changes without prior notice. For the most up to date information we always recommend you read the latest version published on the website www.performanceinlighting.com. Delivered luminaire lumen outputs and power consumptions, including losses, are subject to a tolerance of +/- 7%, and unless otherwise stated the values apply to an ambient temperature of 25°C. Terms of warranty are available at www.performanceinlighting.com/qr/qr/company/terms-and-conditions

IPEA* (green areas): A3+

IPEA* (historic city centers): A7+

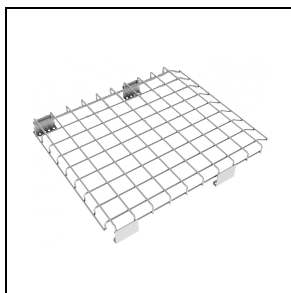
To maintain the regular updating of our products, PERFORMANCE iN LIGHTING reserves the right to make changes without prior notice. For the most up to date information we always recommend you read the latest version published on the website www.performanceinlighting.com. Delivered luminaire lumen outputs and power consumptions, including losses, are subject to a tolerance of +/- 7%, and unless otherwise stated the values apply to an ambient temperature of 25°C. Terms of warranty are available at www.performanceinlighting.com/qr/qr/company/terms-and-conditions

Photometric data



Optional accessories


GUELL 2.5




310965
Protective grid GUELL 2.5




310982
Wall mount support 1000 mm
■ GR-94 / Metallic grey



310966
Single pole top support GUELL 2.5
■ GR-94 / Metallic grey




310967
Double pole top support GUELL 2.5
■ GR-94 / Metallic grey



14012294
Steel 'U' bolt clamp for Ø 60-80 mm
poles painted aluminium grey
■ GR-94 / Metallic grey

GUELL 2.5 S/W - GUELL 2.5 A/W

To maintain the regular updating of our products, PERFORMANCE iN LIGHTING reserves the right to make changes without prior notice. For the most up to date information we always recommend you read the latest version published on the website www.performanceinlighting.com. Delivered luminaire lumen outputs and power consumptions, including losses, are subject to a tolerance of +/- 7%, and unless otherwise stated the values apply to an ambient temperature of 25°C. Terms of warranty are available at www.performanceinlighting.com/qr/qr/company/terms-and-conditions

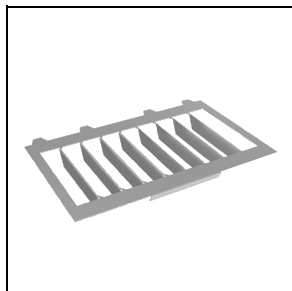


310964

GUELL 2.5 frosted glass (compatible with 227W - 155W)

■ GR-94 / Metallic grey

GUELL 2.5 S/W



310961

Louvre GUELL 2.5 Symmetrical (compatible with 227W - 155W)