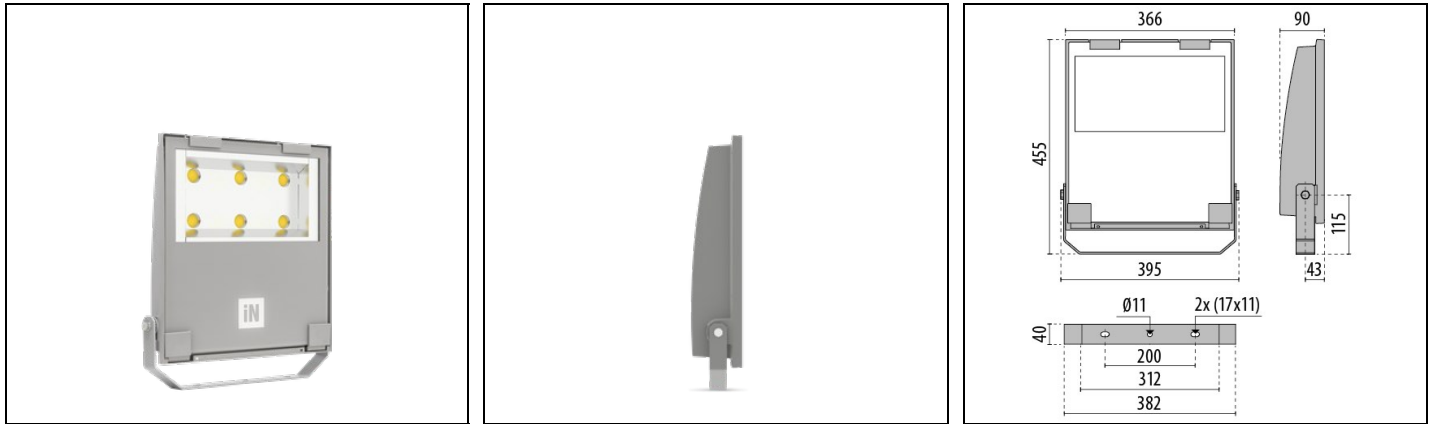


# GUELL 2.5 S/W

Part number 3117393



## Description

LED floodlight for indoor and outdoor, comprising:

- Die-cast aluminium housing, polyester powder coat finish ISO 9227/12944 - ISO 9223 (C5)
- Extra clear, toughened, flat glass diffuser
- High-performance polished, oxidised, iridescence-free, aluminium reflector (Al 99.99)
- Anti-ageing custom moulded silicone sealing gasket(s)
- Cable gland M20x1.5 for cables Ø 10- Ø 14 mm
- Stainless steel locking hardware
- Fully integrated stainless steel aluminium spring clips
- Powder-coated steel tiltable bracket
- ON/OFF, DALI and 1-10V version available. Consult Factory
- Integral surge protection device (SPD) against mains overvoltages up to 10 kV (CM/DM)
- High asymmetrical distributions low-glare optic options available (A50/W versions)
- Openable and maintainable luminaire (future-proof)
- Other colour temperatures (CCT) and colour rendering index (CRI) options available. Consult factory
- Photometric data measure according to UNI EN 13032-4 and IES LM-79-08
- Design by GIORGIO LODI

## Product data

|             |          |             |          |
|-------------|----------|-------------|----------|
| ETIM Group: | EG000027 | ETIM Class: | EC001744 |
|-------------|----------|-------------|----------|

## General information

|                                |                                  |                              |       |
|--------------------------------|----------------------------------|------------------------------|-------|
| Lampholder:                    | LED                              | Light source:                | LED   |
| Lightsource lumen output [lm]: | 36440                            | Luminaire lumen output [lm]: | 31072 |
| Luminaire wattage [W]:         | 227 W                            | Luminous efficacy [lm/W]:    | 137   |
| CRI:                           | 80                               | Colour temperature [K]:      | 4000  |
| Colour / Finishing:            | GR-94 / Metallic grey / Textured | IP degree of protection:     | IP66  |
| IK-J-xxIP:                     | IK07 3J xx5                      | Protection class:            | I     |
| Optic:                         | Symmetric Wide                   | Net weight [kg]:             | 8     |
| Overall length [mm]:           | 395                              | Overall width [mm]:          | 455   |
| Overall height [mm]:           | 90                               |                              |       |

## Mechanical features

|   |             |   |           |
|---|-------------|---|-----------|
| Shape:                                  | RECTANGULAR | Housing material:                       | Aluminium |
| Diffuser material:                      | GLASS       | Glow wire test [°C]:                    | 650 °C    |
| Frontal exposed area [m <sup>2</sup> ]: | 0.03        | Lateral exposed area [m <sup>2</sup> ]: | 0.03      |
| Top exposed area [m <sup>2</sup> ]:     | 0.14        |   |           |

## Electrical features

|                                 |          |                                       |         |
|---------------------------------|----------|---------------------------------------|---------|
| Voltage type:                   | AC       | Input voltage [V AC]:                 | 220/240 |
| Input frequency [Hz]:           | 50/60    | Power factor / COS Φ:                 | 0.9     |
| Surge protection   Common [kV]: | 10.0     | Surge protection   Differential [kV]: | 10.0    |
| Inrush current [A/μs]:          | 58 / 174 | C10 1.5 mm <sup>2</sup> :             | 4       |
| C16 2.5 mm <sup>2</sup> :       | 7        | B10 1.5 mm <sup>2</sup> :             | 2       |
| B16 2.5 mm <sup>2</sup> :       | 4        |                                       |         |

## Installation

|  |         |                                |               |
|--|---------|--------------------------------|---------------|
| Application area:                      | Outdoor | Mounting type:                 | Floodlighting |
| Min. ambient temperature [°C]:         | -40     | Max. ambient temperature [°C]: | 35            |
| Min. distance from lighted object [m]: | 1.00    |                                |               |

## Light features

|                                   |        |                           |               |
|-----------------------------------|--------|---------------------------|---------------|
| MacAdam:                          | 3      | Lumen maintenance:        | L90B20@65000h |
| Distribution of light emission:   | Direct | Luminous Intensity Class: | G*6           |
| Zero light pollution (ULR = 0%):  |        | IPEA* (road lighting):    | A++           |
| IPEA* (large areas, roundabouts): | A7+    | IPEA* (cycle-pedestrian): | A4+           |

To maintain the regular updating of our products, PERFORMANCE iN LIGHTING reserves the right to make changes without prior notice. For the most up to date information we always recommend you read the latest version published on the website [www.performanceinlighting.com](http://www.performanceinlighting.com). Delivered luminaire lumen outputs and power consumptions, including losses, are subject to a tolerance of +/- 7%, and unless otherwise stated the values apply to an ambient temperature of 25°C. Terms of warranty are available at [www.performanceinlighting.com/qr/qr/company/terms-and-conditions](http://www.performanceinlighting.com/qr/qr/company/terms-and-conditions)

IPEA\* (green areas): A4+

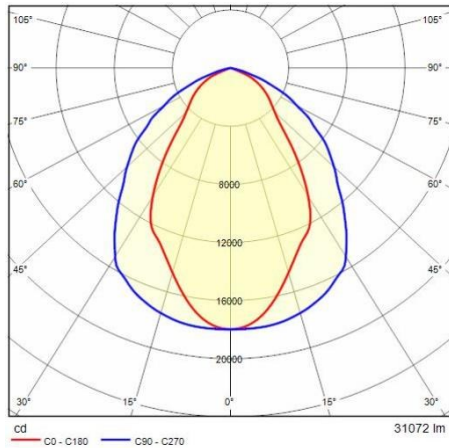
---

IPEA\* (historic city centers): A8+

---

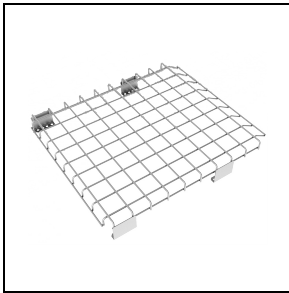
To maintain the regular updating of our products, PERFORMANCE iN LIGHTING reserves the right to make changes without prior notice. For the most up to date information we always recommend you read the latest version published on the website [www.performanceinlighting.com](http://www.performanceinlighting.com). Delivered luminaire lumen outputs and power consumptions, including losses, are subject to a tolerance of +/- 7%, and unless otherwise stated the values apply to an ambient temperature of 25°C. Terms of warranty are available at [www.performanceinlighting.com/qr/qr/company/terms-and-conditions](http://www.performanceinlighting.com/qr/qr/company/terms-and-conditions)

## Photometric data



## Optional accessories

### GUELL 2.5



**310965**


Protective grid GUELL 2.5



**310982**

Wall mount support 1000 mm


■ GR-94 / Metallic grey



**310966**

Single pole top support GUELL 2.5

■ GR-94 / Metallic grey



**310967**

Double pole top support GUELL 2.5

■ GR-94 / Metallic grey




**14012294**

Steel 'U' bolt clamp for Ø 60-80 mm poles painted aluminium grey

■ GR-94 / Metallic grey

### GUELL 2.5 S/W - GUELL 2.5 A/W

To maintain the regular updating of our products, PERFORMANCE iN LIGHTING reserves the right to make changes without prior notice. For the most up to date information we always recommend you read the latest version published on the website [www.performanceinlighting.com](http://www.performanceinlighting.com). Delivered luminaire lumen outputs and power consumptions, including losses, are subject to a tolerance of +/- 7%, and unless otherwise stated the values apply to an ambient temperature of 25°C. Terms of warranty are available at [www.performanceinlighting.com/qr/qr/company/terms-and-conditions](http://www.performanceinlighting.com/qr/qr/company/terms-and-conditions)

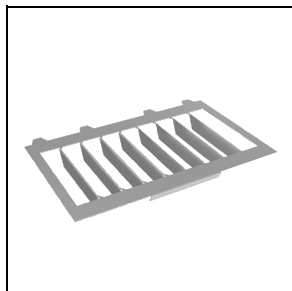


**310964**

GUELL 2.5 frosted glass (compatible with 227W - 155W)

■ GR-94 / Metallic grey

GUELL 2.5 S/W



**310961**

Louvre GUELL 2.5 Symmetrical (compatible with 227W - 155W)