

## GUELL 2 C/IW



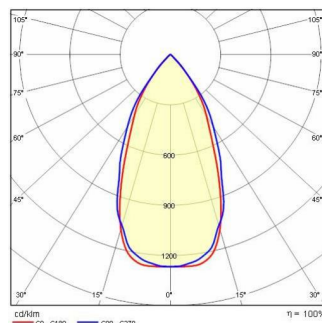
<b>Part number</b>	3101127
<b>Lampholder:</b>	LED
<b>Light Source:</b>	LED
<b>Wattage:</b>	105 W
<b>Finish:</b>	GR-94 / Metallic grey / Textured
<b>Insulation class:</b>	I
<b>Degree of protection:</b>	IP66
<b>IK-J-xxIP:</b>	IK07 3J xx5
<b>CRI:</b>	80
<b>Kelvin:</b>	4000
<b>Power factor:</b>	COSφ ≥ 0,9
<b>Optic:</b>	Wide Circle Intensive Reflector
<b>Lightsource lumen output:</b>	14614 lm
<b>Luminaire lumen output:</b>	10517 lm
<b>L:</b>	L70
<b>B:</b>	B10
<b>Lifetime:</b>	150000 h
<b>Ta MIN luminaire:</b>	-20°
<b>Ta MAX luminaire:</b>	30°



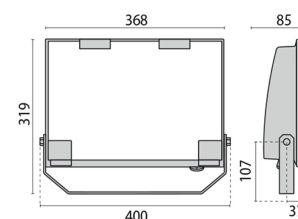
### Description

- LED floodlight for indoor and outdoor lighting, comprising:
- Die-cast aluminium housing chemically pre-treated and painted with polyester powder coating
  - Flat tempered glass diffuser
  - Very high performance reflectors made of 99.99% plated aluminium, polished, oxidised and free of iridescence
  - Circular optic
  - Anti-aging silicone gasket
  - Cable gland M20x1.5 for cables Ø 10- Ø 14 mm
  - Stainless steel external screws
  - Fully integrated stainless steel aluminium spring clips
  - Powder coated steel bracket
  - On request, versions with dimmable ballast available
  - 3000 K and 5000 K available upon request
  - Photometric data measure according to UNI EN 13032-4 and IES LM-79-08

### Photometric data

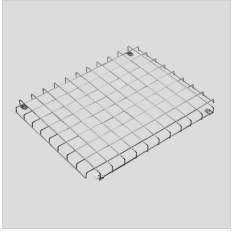


### Technical drawings



## OPTIONAL ACCESSORIES

### GUELL 2



14173502  
Protective grid GUELL 2




14174220  
Connection box IP 66



14173394  
Wall support 500 mm/19.69" GUELL  
1/2



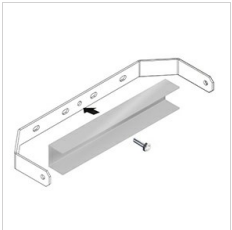
14173494  
Wall support 1000 mm/39.37" GUELL  
1/2



14174094  
Single pole top support GUELL 2




14174194  
Double pole top support GUELL 2



14460594  
Reinforcing bracket GUELL 2 in  
painted steel. Used to fasten the  
floodlight with a single screw in the  
centre of the bracket

### GUELL 2 C/I



14476794  
GUELL 2/C frosted glass