


GUELL 3 A50/W

Part number 306122



Description

LED floodlight for indoor and outdoor, comprising:

- Die-cast aluminium housing, polyester powder coat finish ISO 9227/12944 - ISO 9223 (C5)
- Extra clear, toughened, flat glass diffuser
- High-performance polished, oxidised, iridescence-free, aluminium reflector (Al 99.99)
- Anti-ageing custom moulded silicone sealing gasket(s)
- Cable gland M20x1.5 for cables Ø 10- Ø 14 mm
- High asymmetrical distributions low-glare optic options available (A50/W versions)
- Stainless steel locking hardware
- Fully integrated stainless steel aluminium spring clips
- Powder-coated steel tiltable bracket
- Integral surge protection device (SPD) against mains overvoltages up to 10 kV (CM/DM)
- Openable and maintainable luminaire (future-proof)
- Consult factory for dimmable DALI versions with remote supply unit, up to a 50-metre maximum distance (A50 / W models only)
- Other colour temperatures (CCT) and colour rendering index (CRI) options available. Consult factory
- Photometric data measure according to UNI EN 13032-4 and IES LM-79-08
- Design by GIORGIO LODI

Product data

ETIM Group:	EG000027	ETIM Class:	EC001744
-------------	----------	-------------	----------

General information

Lampholder:	LED	Light source:	LED
Lightsource lumen output [lm]:	36256	Luminaire lumen output [lm]:	27496
Luminaire wattage [W]:	231 W	Luminous efficacy [lm/W]:	119
CRI:	80	Colour temperature [K]:	4000
Colour / Finishing:	GR-94 / Metallic grey / Textured	IP degree of protection:	IP66
IK-J-xxIP:	IK07 3J xx5	Protection class:	I
Optic:	Asymmetric Wide	Net weight [kg]:	11.45
Overall length [mm]:	565	Overall width [mm]:	501
Overall height [mm]:	98		

Mechanical features

Shape:	RECTANGULAR	Housing material:	Aluminium
Diffuser material:	GLASS		

Electrical features

Voltage type:	AC	Input frequency [Hz]:	220-240V 50/60Hz
Power factor / COS Φ :	0.9		

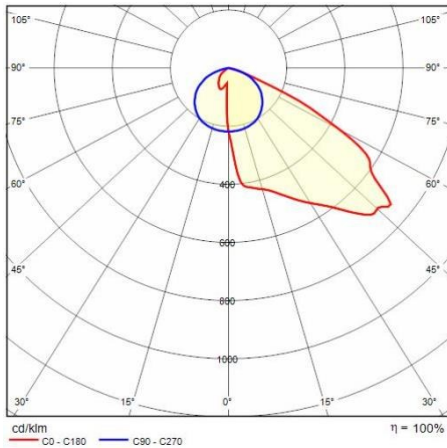
Installation

Application area:	Outdoor	Mounting type:	Floodlighting
Min. ambient temperature [°C]:	-40	Max. ambient temperature [°C]:	35
Min. distance from lighted object [m]:	1.00		

Light features

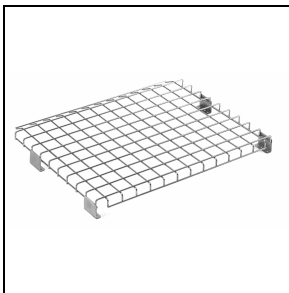
MacAdam:	3	Lumen maintenance:	L80B10@55000h
----------	---	--------------------	---------------

Photometric data




Optional accessories

GUELL 3




14452702
Protective grid



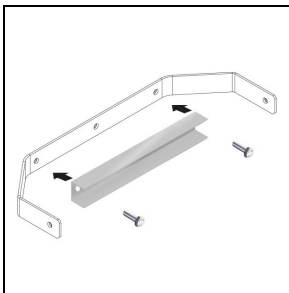
14453994
Wall mount support 1000 mm
■ GR-94 / Metallic grey



14453794
Single pole top support GUELL 3 for
poles Ø 60-76 mm/Ø 2.36"-2.99"
■ GR-94 / Metallic grey



14453894
Double pole top support GUELL 3 for
poles Ø 60-76 mm/Ø 2.36"-2.99"
■ GR-94 / Metallic grey



14461104
GUELL 3 strengthening bracket.
Suitable for one floodlight single point
fixing M10 screw in centre of the
bracket
■ INOX / Stainless steel

GUELL 3 A/W

To maintain the regular updating of our products, PERFORMANCE iN LIGHTING reserves the right to make changes without prior notice. For the most up to date information we always recommend you read the latest version published on the website www.performanceinlighting.com. Delivered luminaire lumen outputs and power consumptions, including losses, are subject to a tolerance of +/- 7%, and unless otherwise stated the values apply to an ambient temperature of 25°C. Terms of warranty are available at www.performanceinlighting.com/qr/qr/company/terms-and-conditions



3102585

Louvre GUELL 3-4 A50/W

■ GR-94 / Metallic grey