


# GUELL 3 S/W

Part number 3116974



## Description

LED floodlight for indoor and outdoor, comprising:

- Die-cast aluminium housing, polyester powder coat finish ISO 9227/12944 - ISO 9223 (C5)
- Extra clear, toughened, flat glass diffuser
- High-performance polished, oxidised, iridescence-free, aluminium reflector (Al 99.99)
- Anti-ageing custom moulded silicone sealing gasket(s)
- Cable gland M20x1.5 for cables Ø 10- Ø 14 mm
- High asymmetrical distributions low-glare optic options available (A50/W versions)
- Stainless steel locking hardware
- Fully integrated stainless steel aluminium spring clips
- Powder-coated steel tiltable bracket
- Integral surge protection device (SPD) against mains overvoltages up to 10 kV (CM/DM)
- Openable and maintainable luminaire (future-proof)
- Consult factory for dimmable DALI versions with remote supply unit, up to a 50-metre maximum distance (A50 / W models only)
- Other colour temperatures (CCT) and colour rendering index (CRI) options available. Consult factory
- Photometric data measure according to UNI EN 13032-4 and IES LM-79-08
- Design by GIORGIO LODI

## Product data

ETIM Group:	EG000027	ETIM Class:	EC001744
-------------	----------	-------------	----------

## General information

Lampholder:	LED	Light source:	LED
Lightsource lumen output [lm]:	43015	Luminaire lumen output [lm]:	38812
Luminaire wattage [W]:	291 W	Luminous efficacy [lm/W]:	133
CRI:	80	Colour temperature [K]:	4000
Colour / Finishing:	GR-94 / Metallic grey / Textured	IP degree of protection:	IP66
IK-J-xxIP:	IK07 3J xx5	Protection class:	I
Optic:	Symmetric Wide	Net weight [kg]:	10.03
Overall length [mm]:	565	Overall width [mm]:	501
Overall height [mm]:	98		

## Mechanical features

Shape:	RECTANGULAR	Housing material:	Aluminium
Diffuser material:	GLASS	Glow wire test [°C]:	650 °C
Frontal exposed area [m <sup>2</sup> ]:	0.05	Lateral exposed area [m <sup>2</sup> ]:	0.03
Top exposed area [m <sup>2</sup> ]:	0.21		

## Electrical features

Voltage type:	AC	Input voltage [V AC]:	220/240
Input frequency [Hz]:	50/60	Power factor / COS Φ:	0.9
Surge protection   Common [kV]:	10.0	Surge protection   Differential [kV]:	10.0
Inrush current [A/μs]:	110 / 500	C10 1.5 mm <sup>2</sup> :	2
C16 2.5 mm <sup>2</sup> :	3	B10 1.5 mm <sup>2</sup> :	1
B16 2.5 mm <sup>2</sup> :	2		

## Installation

Application area:	Outdoor	Mounting type:	Floodlighting
Min. ambient temperature [°C]:	-40	Max. ambient temperature [°C]:	40
Min. distance from lighted object [m]:	1.00		

## Light features

MacAdam:	3	Lumen maintenance:	L80B10@100000h
Distribution of light emission:	Direct	Luminous Intensity Class:	G*6
Zero light pollution (ULR = 0%):		IPEA* (road lighting):	A++
IPEA* (large areas, roundabouts):	A5+	IPEA* (cycle-pedestrian):	A3+

To maintain the regular updating of our products, PERFORMANCE IN LIGHTING reserves the right to make changes without prior notice. For the most up to date information we always recommend you read the latest version published on the website [www.performanceinlighting.com](http://www.performanceinlighting.com). Delivered luminaire lumen outputs and power consumptions, including losses, are subject to a tolerance of +/- 7%, and unless otherwise stated the values apply to an ambient temperature of 25°C. Terms of warranty are available at [www.performanceinlighting.com/qr/qr/company/terms-and-conditions](http://www.performanceinlighting.com/qr/qr/company/terms-and-conditions)

IPEA\* (green areas): A3+

---

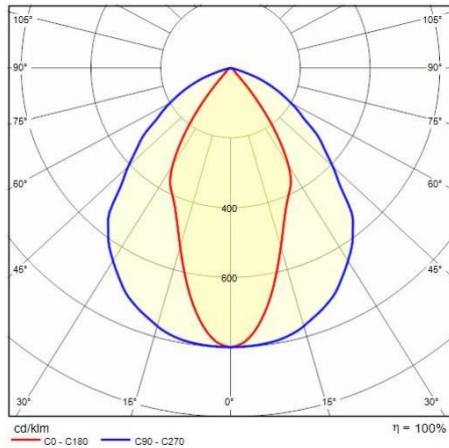
IPEA\* (historic city centers): A5+

---

---

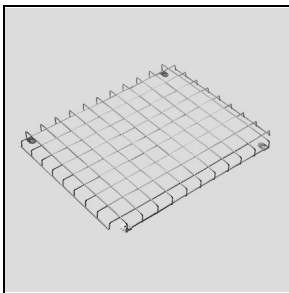
To maintain the regular updating of our products, PERFORMANCE iN LIGHTING reserves the right to make changes without prior notice. For the most up to date information we always recommend you read the latest version published on the website [www.performanceinlighting.com](http://www.performanceinlighting.com). Delivered luminaire lumen outputs and power consumptions, including losses, are subject to a tolerance of +/- 7%, and unless otherwise stated the values apply to an ambient temperature of 25°C. Terms of warranty are available at [www.performanceinlighting.com/qr/qr/company/terms-and-conditions](http://www.performanceinlighting.com/qr/qr/company/terms-and-conditions)

## Photometric data




## Optional accessories


### GUELL 3



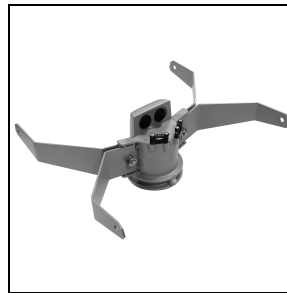
**14452702**  
Protective grid



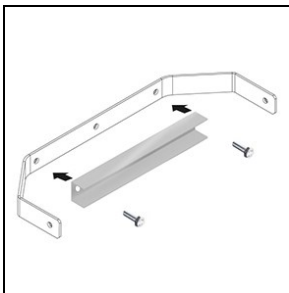
**14453994**  
Wall mount support 1000 mm  
■ GR-94 / Metallic grey



**14453794**  
Single pole top support GUELL 3 for poles Ø 60-76 mm / Ø 2.36"-2.99"  
■ GR-94 / Metallic grey



**14453894**  
Double pole top support GUELL 3 for poles Ø 60-76 mm / Ø 2.36"-2.99"  
■ GR-94 / Metallic grey



**14461104**  
GUELL 3 strengthening bracket. Suitable for one floodlight single point fixing M10 screw in centre of the bracket  
■ INOX / Stainless steel