

# GUELL 3

design by GIORGIO LODI



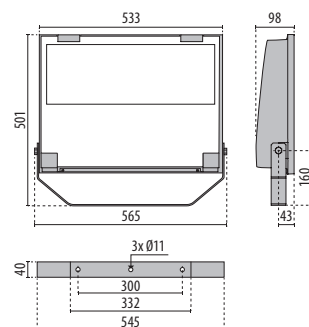
● GR-94 / Metallic grey / Textured

LED floodlight for indoor and outdoor lighting, comprising:

- Die-cast aluminium housing, powder-polyester coated ISO 9227
- Extra clear, tempered, flat glass diffuser
- High-performance polished, oxidised, iridescence-free 99.99% pure aluminium reflector
- Anti-ageing silicone gasket
- Cable gland M20x1.5 for cables Ø 10- Ø 14 mm
- The versions with A50/W optics comprise LED modules and reflectors specifically studied for settings that require highly asymmetrical light distribution.
- Stainless steel external screws
- Fully integrated stainless steel aluminium spring clips
- Powder coated steel bracket
- Integral surge protection device (SPD) against mains overvoltages up to 10 kV
- Openable and maintainable luminaire
- Consult factory for dimmable DALI versions with remote supply unit, up to a 50-metre maximum distance (A50 / W models only)
- For other colour temperatures and different colour rendering index consult factory
- Photometric data measure according to UNI EN 13032-4 and IES LM-79-08



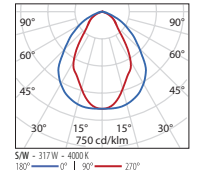
Ice palace - De Westfries - Hoorn - Nederland



## GUELL 3 S/W

IK07 3J xx5

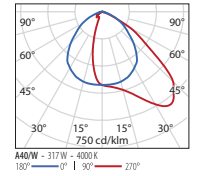
WATTAGE	CLASS	CEC	KELVIN	COS $\phi$ $\geq 0.9$	OPTIC	OPTIC BEAM	LIGHTSOURCE LUMEN OUTPUT	LUMINAIRE LUMEN OUTPUT	L	B	LIFETIME	COLOUR/ RAL	PART NUMBER
<b>Power LED dimmable 1-10 V 220-240 V 50/60 Hz</b>													
317 W	I	✓	80	4000	✓	S/W	-	44312 lm	36028 lm	70	10	130000 h	● 06171694
238 W	I	-	80	4000	✓	S/W	-	33234 lm	26947 lm	70	10	130000 h	● 06172894



## GUELL 3 A/W

IK07 3J xx5

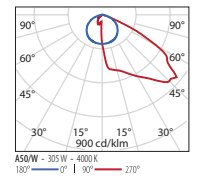
WATTAGE	CLASS	CEC	KELVIN	COS $\phi$ $\geq 0.9$	OPTIC	OPTIC BEAM	LIGHTSOURCE LUMEN OUTPUT	LUMINAIRE LUMEN OUTPUT	L	B	LIFETIME	COLOUR/ RAL	PART NUMBER
<b>Power LED dimmable 1-10 V 220-240 V 50/60 Hz</b>													
317 W	I	✓	80	4000	✓	A40/W	-	44312 lm	33867 lm	70	10	130000 h	● 06171094
238 W	I	-	80	4000	✓	A40/W	-	33234 lm	25329 lm	70	10	130000 h	● 06172294



## GUELL 3 A50/W

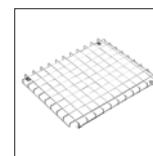
IK07 3J xx5

WATTAGE	CLASS	CEC	KELVIN	COS $\phi$ $\geq 0.9$	OPTIC	OPTIC BEAM	LIGHTSOURCE LUMEN OUTPUT	LUMINAIRE LUMEN OUTPUT	L	B	LIFETIME	COLOUR/ RAL	PART NUMBER
<b>Power LED 220-240 V 50/60 Hz</b>													
305 W	I	✓	80	4000	✓	A50/W	-	48341 lm	35814 lm	80	10	55000 h	● 306114
231 W	I	-	80	4000	✓	A50/W	-	36256 lm	27496 lm	80	10	55000 h	● 306116




## OPTIONAL ACCESSORIES

DESCRIPTION	COLOR	PART NUMBER
<b>GUELL 3</b>		
Protective grid		14452702
Wall mount support 1000 mm	●	14453994
Single pole top support GUELL 3 for poles $\varnothing$ 60-76 mm/ $\varnothing$ 2.36"-2.99"	●	14453794
Double pole top support GUELL 3 for poles $\varnothing$ 60-76 mm/ $\varnothing$ 2.36"-2.99"	●	14453894
GUELL 3 strengthening bracket. Suitable for one floodlight single point fixing M10 screw in centre of the bracket	●	14461104
<b>GUELL 3 S/W</b>		
Louvre GUELL 3 Symmetrical		14454220
<b>GUELL 3 A/W</b>		
Louvre GUELL 3 Asymmetrical A40/W		14454520
Louvre A40/W	●	14452894
Louvre GUELL 3-4 A50/W	●	3102585
<b>GUELL 3 A/W - S/W</b>		
Frosted glass GUELL 3	●	14452994



14452702



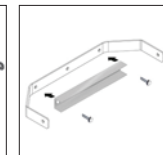
14453994



14453794



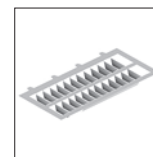
14453894



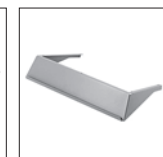
14461104



14454220



14454520



14452894



3102585



14452994