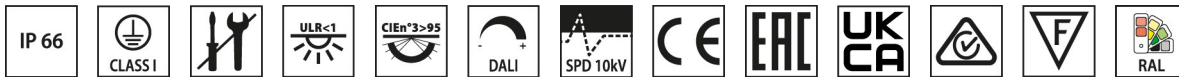


GUELL 4 A/W

Part number 3117454



Description

LED floodlight for indoor and outdoor, comprising:

- Die-cast aluminium housing, polyester powder coat finish ISO 9227/12944 - ISO 9223 (C5)
- Extra clear, toughened, flat glass diffuser
- High-performance polished, oxidised, iridescence-free, aluminium reflector (Al 99.99)
- Anti-ageing custom moulded silicone sealing gasket(s)
- Technopolymer electrical connection box
- Cable gland for cables $\varnothing 7$ - $\varnothing 17$ mm
- High asymmetrical distributions low-glare optic options available (A50/W versions)
- Stainless steel locking hardware
- Fully integrated stainless steel aluminium spring clips
- Galvanised powder-coated steel bracket
- Polyester polyester powder coat steel sheet gear housing
- Integral surge protection device (SPD) against mains overvoltages up to 10 kV (CM/DM)
- Openable and maintainable luminaire (future-proof)
- Other colour temperatures (CCT) and colour rendering index (CRI) options available. Consult factory
- Consult factory for dimmable DALI versions with remote supply unit, up to a 50-metre maximum distance (A50 / W models only)
- Photometric data measure according to UNI EN 13032-4 and IES LM-79-08
- Design by GIORGIO LODI

Product data

ETIM Group:	EG000027	ETIM Class:	EC001744
-------------	----------	-------------	----------

General information

Lampholder:	LED	Light source:	LED
Lightsource lumen output [lm]:	59676	Luminaire lumen output [lm]:	54705
Luminaire wattage [W]:	428 W	Luminous efficacy [lm/W]:	128
CRI:	70	Colour temperature [K]:	5000
Colour / Finishing:	GR-94 / Metallic grey / Textured	IP degree of protection:	IP66
IK-J-xxIP:	IK07 3J xx5	Protection class:	I
Optic:	Asymmetric Wide	Net weight [kg]:	20.67
Overall length [mm]:	570	Overall width [mm]:	630
Overall height [mm]:	330		

Mechanical features

Shape:	RECTANGULAR	Housing material:	Aluminium
Diffuser material:	GLASS	Frontal exposed area [m ²]:	0.07
Lateral exposed area [m ²]:	0.06	Top exposed area [m ²]:	0.32

Electrical features

Voltage type:	AC	Input voltage [V AC]:	220/240
Input frequency [Hz]:	50/60	Power factor / COS Φ:	0.96
Surge protection Common [kV]:	10.0	Surge protection Differential [kV]:	6.0
Inrush current [A/μs]:	14 / 112	C10 1.5 mm ² :	3
C16 2.5 mm ² :	6	B10 1.5 mm ² :	2
B16 2.5 mm ² :	3		

Installation

Application area:	Outdoor	Mounting type:	Floodlighting
Min. ambient temperature [°C]:	-30	Max. ambient temperature [°C]:	35
Min. distance from lighted object [m]:	1.00		

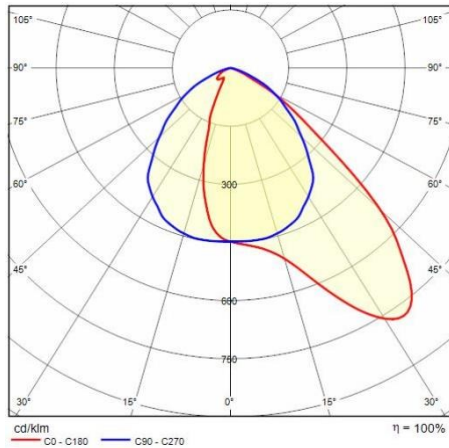
Light features

MacAdam:	3	Lumen maintenance:	L70B10@130000h
Distribution of light emission:	Direct	Luminous Intensity Class:	G'6
Zero light pollution (ULR = 0%):		IPEA* (road lighting):	A+
IPEA* (large areas, roundabouts):	A4+	IPEA* (cycle-pedestrian):	A++
IPEA* (green areas):	A++	IPEA* (historic city centers):	A7+

To maintain the regular updating of our products, PERFORMANCE IN LIGHTING reserves the right to make changes without prior notice. For the most up to date information we always recommend you read the latest version published on the website www.performanceinlighting.com. Delivered luminaire lumen outputs and power consumptions, including losses, are subject to a tolerance of +/- 7%, and unless otherwise stated the values apply to an ambient temperature of 25°C. Terms of warranty are available at www.performanceinlighting.com/qr/qr/company/terms-and-conditions


To maintain the regular updating of our products, PERFORMANCE iN LIGHTING reserves the right to make changes without prior notice. For the most up to date information we always recommend you read the latest version published on the website www.performanceinlighting.com. Delivered luminaire lumen outputs and power consumptions, including losses, are subject to a tolerance of +/- 7%, and unless otherwise stated the values apply to an ambient temperature of 25°C. Terms of warranty are available at www.performanceinlighting.com/qr/qr/company/terms-and-conditions

Photometric data



Optional accessories

GUELL 4 A/W - S/W



14465794

Vetro soft GUELL 4

■ GR-94 / Metallic grey

GUELL 4 A/W

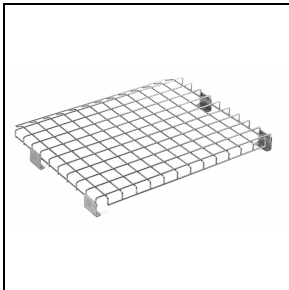


14452894

Louvre A40/W

■ GR-94 / Metallic grey

GUELL 4



14452702

Protective grid

To maintain the regular updating of our products, PERFORMANCE iN LIGHTING reserves the right to make changes without prior notice. For the most up to date information we always recommend you read the latest version published on the website www.performanceinlighting.com. Delivered luminaire lumen outputs and power consumptions, including losses, are subject to a tolerance of +/- 7%, and unless otherwise stated the values apply to an ambient temperature of 25°C. Terms of warranty are available at www.performanceinlighting.com/qr/qr/company/terms-and-conditions

To maintain the regular updating of our products, PERFORMANCE iN LIGHTING reserves the right to make changes without prior notice. For the most up to date information we always recommend you read the latest version published on the website www.performanceinlighting.com. Delivered luminaire lumen outputs and power consumptions, including losses, are subject to a tolerance of +/- 7%, and unless otherwise stated the values apply to an ambient temperature of 25°C. Terms of warranty are available at www.performanceinlighting.com/qr/qr/company/terms-and-conditions