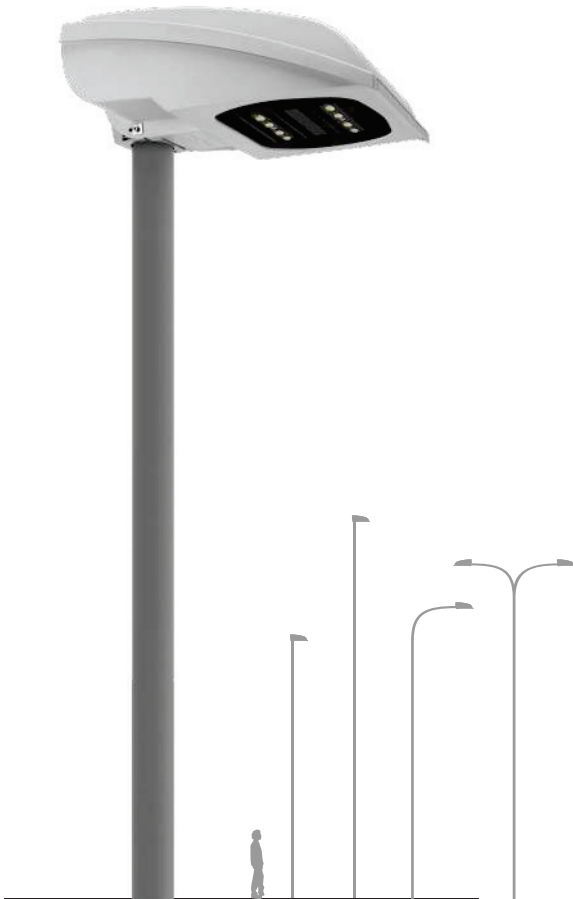


# LYRA 20 LED

design by SILVIA PAOLA PENNACCHIO



● GR-RAL7035 / Grey RAL7035 / Matt



Series of street luminaires, comprising:

- Technopolymer housing
- Pole clamp in die-cast aluminium painted with polyester powder for post top installation Ø 60, Ø 76 or on arms Ø 42 - Ø 60
- Diffuser with integrated louvre in UV, heat stabilised, transparent technopolymer
- High-transparency polycarbonate lenses for best light transmission
- Available lenses: lenses for narrow roads (SR/T1), and lenses for two lane roads (SR/T2).
- Anti-ageing silicone gasket with high resiliency
- Switch splitter automatically disconnects the power supply when the cable cover is opened
- Aluminium heat dissipation system
- Light beam obtained by the combination of multiple LED modules
- Compliant with the UNI 10819 Standard and with the Italian regional laws on light pollution
- Stainless steel external screws
- Stainless steel retaining clips
- Galvanised steel gear tray bracket
- The "SECURE LIGHT DISTRIBUTION" system guarantees uniform light distribution even in the remote case of LED failures
- On request, versions with dimmable ballast available
- On request, it is possible to have versions with asymmetrical lens.



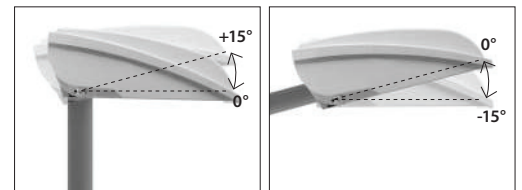
LYRA 20  
105 W



LYRA 20  
70 W



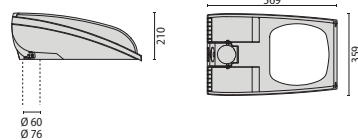
LYRA 20  
35 W



## LYRA 20 LED SR/T1

IK08 7J xx5

LAMPHOLDER	WATTAGE	CLASS	CRI	KELVIN	COS $\phi$ $\geq 0,9$	OPTIC	OPTIC BEAM	LIGHTSOURCE LUMEN OUTPUT	LUMINAIRE LUMEN OUTPUT	L	B	LIFETIME	COLOUR/ RAL	PART NUMBER
LED	105 W	II	•	70	4000	•	SR/T1	-	12912 lm	9179 lm	80	10	60000 h	● 06253290
LED	70 W	II	•	70	4000	•	SR/T1	-	8608 lm	6616 lm	80	10	60000 h	● 06251490
LED	35 W	II	•	70	4000	•	SR/T1	-	4304 lm	3454 lm	80	10	60000 h	● 06251790



### Power LED - with automatic power reduction 220-240 V 50/60 Hz

LED	105 W	II	•	70	4000	•	SR/T1	-	12912 lm	9179 lm	80	10	60000 h	● 06253490
LED	70 W	II	•	70	4000	•	SR/T1	-	8608 lm	6616 lm	80	10	60000 h	● 06251990
LED	35 W	II	•	70	4000	•	SR/T1	-	4304 lm	3454 lm	80	10	60000 h	● 06252090

## LYRA 20 LED SR/T2

IK08 7J xx5

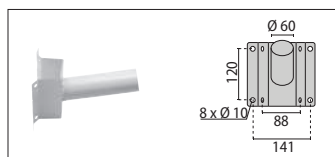
LAMPHOLDER	WATTAGE	CLASS	CRI	KELVIN	COS $\phi$ $\geq 0,9$	OPTIC	OPTIC BEAM	LIGHTSOURCE LUMEN OUTPUT	LUMINAIRE LUMEN OUTPUT	L	B	LIFETIME	COLOUR/ RAL	PART NUMBER
LED	105 W	II	•	70	4000	•	SR/T2	-	12912 lm	10028 lm	80	10	60000 h	● 06252690
LED	70 W	II	•	70	4000	•	SR/T2	-	8608 lm	7012 lm	80	10	60000 h	● 06109390
LED	35 W	II	•	70	4000	•	SR/T2	-	4304 lm	3613 lm	80	10	60000 h	● 06109690

### Power LED - with automatic power reduction 220-240 V 50/60 Hz

LED	105 W	II	•	70	4000	•	SR/T2	-	12912 lm	10028 lm	80	10	60000 h	● 06252890
LED	70 W	II	•	70	4000	•	SR/T2	-	8608 lm	7012 lm	80	10	60000 h	● 06228190
LED	35 W	II	•	70	4000	•	SR/T2	-	4304 lm	3613 lm	80	10	60000 h	● 06228090

## OPTIONAL ACCESSORIES

DESCRIPTION	COLOR	PART NUMBER
LYRA 20 LED		
Wall angled bracket in hot dipped galvanized steel, cataphoresis and finished polyester painted light grey.		<b>14152017</b>



14152017

 max 7,5 kg

 0,102 m<sup>2</sup>

 0,204 m<sup>2</sup>

