


# MIMIK 10 M C/I

Part number 304847



## Description

Wall-mounted LED luminaire, comprising:

- Die-cast aluminium housing, polyester powder coat finish ISO 9227/12944 - ISO 9223 (C5)
- Anti-ageing custom moulded silicone sealing gasket(s)
- Built-in driver
- Stainless steel locking hardware
- Single (M) and dual (B) emission versions available
- The MIMIK versions are available with asymmetric (CP) or circular (C/I) optic options. In the dual emission versions (B), the two different beam types are combined.
- Optimised asymmetric distribution for wide spacing and lighting-class levels matching (CP options)
- Openable and maintainable luminaire (future-proof)
- Photometric data measure according to UNI EN 13032-4 and IES LM-79-08

To maintain the regular updating of our products, PERFORMANCE IN LIGHTING reserves the right to make changes without prior notice. For the most up to date information we always recommend you read the latest version published on the website [www.performanceinlighting.com](http://www.performanceinlighting.com). Delivered luminaire lumen outputs and power consumptions, including losses, are subject to a tolerance of +/- 7%, and unless otherwise stated the values apply to an ambient temperature of 25°C. Terms of warranty are available at [www.performanceinlighting.com/qr/qr/company/terms-and-conditions](http://www.performanceinlighting.com/qr/qr/company/terms-and-conditions)

**Product data**

ETIM Group:	EG000027	ETIM Class:	EC002892
-------------	----------	-------------	----------

**General information**

Lampholder:	LED	Light source:	LED
Lightsource lumen output [lm]:	561	Luminaire lumen output [lm]:	398
Luminaire wattage [W]:	5 W	Luminous efficacy [lm/W]:	79
CRI:	70	Kelvin:	3000
Colour / Finish:	AN-g6 / Anthracite gray / Textured	IP degree of protection:	IP65
IK-J-xxIP:	IK05 0.70J xx3	Insulation class:	I
Optic:	CIRCULAR INTENSIVE	Beam angle:	20°
Net weight [kg]:	0.939		

**Mechanical features**

Shape:	SQUARE < 150 MM	Housing material:	ALUMINIUM
Diffuser material:	GLASS		

**Electrical features**

Voltage type:	AC	Power factor / COS $\Phi$ :	>0.9
Inrush current [A/ $\mu$ s]:	5 / 25		

**Installation**

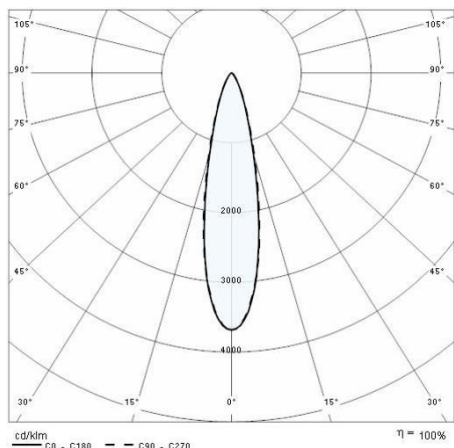
Application area:	Outdoor	Mounting type:	Wall surface
Min. ambient temperature [°C]:	-20	Max. ambient temperature [°C]:	40
Min. distance from lighted object [m]:	0.00		

**Light features**

MacAdam:	3	Lumen maintenance:	L80B10@60000h
Distribution of light emission:	Direct	Zero light pollution (ULR = 0%):	

## Photometric data

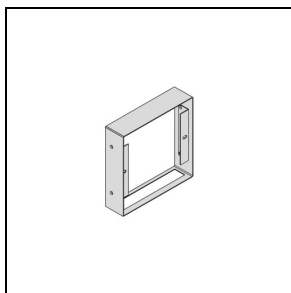
---



## Optional accessories

---

### PHASE OUT



**3106884**

Customising ring / Facade Accessory  
M

■ AN-g6 / Anthracite gray