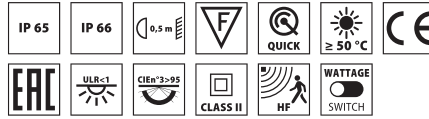


SPIDER+ POST

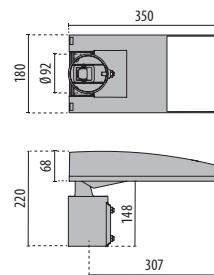


Scan the QR-code for the latest information

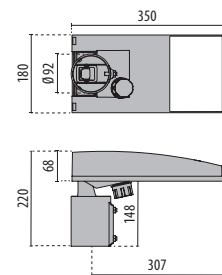
■ BK-81 / Black / Textured

Pole-top mounted outdoor luminaire, comprising:

- Die-cast aluminium housing, polyester powder coat finish ISO 9227/12944 - ISO 9223 (C5)
- Die-cast aluminium pole clamp with polyester powder coat finish ISO 9227/19244 - ISO 9233 (C5) , for Ø 60 mm poles
- Extra pure polished aluminium reflector
- Extra-clear, toughened, flat glass diffuser, silk-screened on the inside
- Glazing diffuser permanently sealed to the housing trough high-temperature resistant silicone
- Anti-ageing custom moulded silicone sealing gasket(s)
- IP66-rated, PA66 polyamide, socket-plug fast connector, complete with factory pre-wired cable for mains connection without opening the luminaire, for cables Ø 6.5 - Ø 10 mm
- Luminaire designed to operate with two predetermined power levels that can be selected by the user acting on the specific cable in the fast connector
- Built-in driver
- Stainless steel locking hardware
- The luminous flux data shown refer to the maximum power operating level
- Pole clamp for Ø 76 mm poles is available as accessory
- The DLS+DETEK versions are supplied with an electronic device complete with a High Frequency sensor and a daylight sensor (DLS). This is programmed to switch the device on automatically when natural light is low, ensuring constant secure lighting at 30% of the luminous flow and reaching 100% of the flow when any presence is detected
- Photometric data measure according to UNI EN 13032-4 and IES LM-79-08
- Design by GIORGIO LODI



SPIDER+ POST




SPIDER+ POST
DETEK

SPIDER+ POST A/EW MULTIPOWER

IP66 - IK06


LUMINAIRE WATTAGE (W)	CLASS	ENEC	CRI	KELVIN	OPTIC	BEAM ANGLE	LIGHTSOURCE LUMEN OUTPUT (lm)	LUMINAIRE LUMEN OUTPUT (lm)	COLOUR / FINISH	PART NUMBER
Power LED 220-240 V 50/60 Hz										
37/51	II	-	80	4000	A35/EW	-	6967	6005	■	3109057
37/51	II	-	80	3000	A35/EW	-	6677	5754	■	3109056



SPIDER+ POST A/EW DLS+DETEK

IP65 - IK06

LUMINAIRE WATTAGE (W)	CLASS	ENEC	CRI	KELVIN	OPTIC	BEAM ANGLE	LIGHTSOURCE LUMEN OUTPUT (lm)	LUMINAIRE LUMEN OUTPUT (lm)	COLOUR / FINISH	PART NUMBER
Power LED 220-240 V 50/60 Hz										
40	II	-	80	4000	A35/EW	-	5525	4763	■	3115352
40	II	-	80	3000	A35/EW	-	5291	4560	■	3115351



Optional accessories

DESCRIPTION	COLOR	PART NUMBER
SPIDER+ POST		
Painted die-cast aluminium pole-mounting joint for pole Ø 76 mm	■	3109437
Wall angled bracket in hot dipped galvanized steel, cataphoresis and finished polyester - Ø 60 mm	■	1407779690100



3109437



1407779690100