

WIN PRO 30 A/W

Part number 3114603



Description

LED floodlight for indoor and outdoor, comprising:

- Die-cast aluminium housing, polyester powder coat finish ISO 9227/12944 - ISO 9223 (C5)
- Extra clear, toughened, flat glass diffuser
- High-transparency polycarbonate optics
- Anti-ageing custom moulded silicone sealing gasket(s) with resilient elastic return capacity
- Fully integrated PA66 fiberglass reinforced technopolymer trim hinged to the housing
- Cable gland M20x1.5 for cables Ø 10- Ø 14 mm
- Stainless steel locking hardware
- Powder-coated steel tiltable bracket
- Integral surge protection device (SPD) against mains overvoltages up to 10 kV (CM/DM)
- Complete with ZHAGA socket positioned on the upper part of the luminaire (UP position) and D4i driver. Ready for "radio frequency node" smart, twilight and other compatible solutions (ZHAGA options). Consult factory for more options
- Openable and maintainable luminaire (future-proof)
- Other colour temperatures (CCT) and colour rendering index (CRI) options available. Consult factory
- Photometric data measure according to UNI EN 13032-4 and IES LM-79-08

Product data

ETIM Group:	EG000027	ETIM Class:	EC001744
-------------	----------	-------------	----------

General information

Lampholder:	LED	Light source:	LED
Lightsource lumen output [lm]:	40613	Luminaire lumen output [lm]:	34630
Luminaire wattage [W]:	252 W	Luminous efficacy [lm/W]:	137
CRI:	70	Kelvin:	3000
Colour / Finish:	GR-94 / Metallic grey / Textured	IP degree of protection:	IP66
IK-J-xxIP:	IK08 5J xx5	Insulation class:	I
Optic:	ASYMMETRIC WIDE	Net weight [kg]:	10.856
Overall length [mm]:	411	Overall width [mm]:	528
Overall height [mm]:	95		

Mechanical features

Shape:	RECTANGULAR	Housing material:	ALUMINIUM
Diffuser material:	GLASS	Glow wire test [°C]:	960 °C
Frontal exposed area [m ²]:	0.03	Lateral exposed area [m ²]:	0.04
Top exposed area [m ²]:	0.18		

Electrical features

Voltage type:	AC/DC	Input voltage [V AC]:	220/240
Input frequency [Hz]:	0/50/60	Power factor / COS Φ:	>0.9
Input voltage [V DC]:	168/275	Surge protection Common [kV]:	10.0
Surge protection Differential [kV]:	10.0	Inrush current [A/μs]:	13 / 1320
C10 1.5 mm ² :	7	C16 2.5 mm ² :	12
B10 1.5 mm ² :	4	B16 2.5 mm ² :	7

Installation

Application area:	Outdoor	Mounting type:	Floodlighting
Min. ambient temperature [°C]:	-40	Max. ambient temperature [°C]:	40
Min. distance from lighted object [m]:	0.50		

Light features

MacAdam:	3	Lumen maintenance:	L80B10@200000h
Distribution of light emission:	Direct	Luminous Intensity Class:	G'6
Zero light pollution (ULR = 0%):		IPEA* (road lighting):	A3+
IPEA* (large areas, roundabouts):	A7+	IPEA* (cycle-pedestrian):	A4+

To maintain the regular updating of our products, PERFORMANCE IN LIGHTING reserves the right to make changes without prior notice. For the most up to date information we always recommend you read the latest version published on the website www.performanceinlighting.com. Delivered luminaire lumen outputs and power consumptions, including losses, are subject to a tolerance of +/- 7%, and unless otherwise stated the values apply to an ambient temperature of 25°C. Terms of warranty are available at www.performanceinlighting.com/qr/qr/company/terms-and-conditions

IPEA* (green areas):

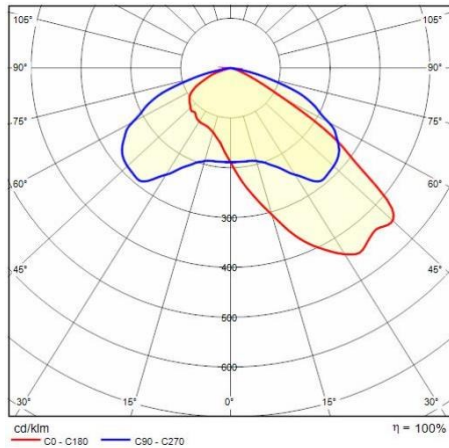
A4+

IPEA* (historic city centers):

A8+


To maintain the regular updating of our products, PERFORMANCE iN LIGHTING reserves the right to make changes without prior notice. For the most up to date information we always recommend you read the latest version published on the website www.performanceinlighting.com. Delivered luminaire lumen outputs and power consumptions, including losses, are subject to a tolerance of +/- 7%, and unless otherwise stated the values apply to an ambient temperature of 25°C. Terms of warranty are available at www.performanceinlighting.com/qr/qr/company/terms-and-conditions

Photometric data



Optional accessories


WIN PRO 30



14045794

External steel cowl painted aluminium grey


■ GR-94 / Metallic grey



14045694

External anti-glare louvre painted aluminium grey

■ GR-94 / Metallic grey



14046120

Strengthening bracket. Suitable for one floodlight single point fixing M12 screw in centre of the bracket


■ INOX / Stainless steel



14051294

Single pole top mounting, for Ø 60-76 mm poles, painted aluminium grey

■ GR-94 / Metallic grey



14048694

1000 mm extension arm in heavy gauge steel, painted aluminium grey

■ GR-94 / Metallic grey



14051394

Double pole top mounting, Ø 60-76 mm poles, painted aluminium grey

■ GR-94 / Metallic grey



14057394

Long bracket for ceiling mounting,
painted aluminium grey

■ GR-94 / Metallic grey