

WIN PRO 30 A/W

Part number 3114604



Description

LED floodlight for indoor and outdoor, comprising:

- Die-cast aluminium housing, polyester powder coat finish ISO 9227/12944 - ISO 9223 (C5)
- Extra clear, toughened, flat glass diffuser
- High-transparency polycarbonate optics
- Anti-ageing custom moulded silicone sealing gasket(s) with resilient elastic return capacity
- Fully integrated PA66 fiberglass reinforced technopolymer trim hinged to the housing
- Cable gland M20x1.5 for cables Ø 10- Ø 14 mm
- Stainless steel locking hardware
- Powder-coated steel tiltable bracket
- Integral surge protection device (SPD) against mains overvoltages up to 10 kV (CM/DM)
- Complete with ZHAGA socket positioned on the upper part of the luminaire (UP position) and D4i driver. Ready for "radio frequency node" smart, twilight and other compatible solutions (ZHAGA options). Consult factory for more options
- Openable and maintainable luminaire (future-proof)
- Other colour temperatures (CCT) and colour rendering index (CRI) options available. Consult factory
- Photometric data measure according to UNI EN 13032-4 and IES LM-79-08

Product data

| | | | |
|-------------|----------|-------------|----------|
| ETIM Group: | EG000027 | ETIM Class: | EC001744 |
|-------------|----------|-------------|----------|

General information

| | | | |
|--------------------------------|----------------------------------|------------------------------|--------|
| Lampholder: | LED | Light source: | LED |
| Lightsource lumen output [lm]: | 42232 | Luminaire lumen output [lm]: | 36010 |
| Luminaire wattage [W]: | 252 W | Luminous efficacy [lm/W]: | 143 |
| CRI: | 70 | Colour temperature [K]: | 4000 |
| Colour / Finishing: | GR-94 / Metallic grey / Textured | IP degree of protection: | IP66 |
| IK-J-xxIP: | IK08 5J xx5 | Protection class: | I |
| Optic: | Asymmetric Wide | Net weight [kg]: | 10.856 |
| Overall length [mm]: | 411 | Overall width [mm]: | 528 |
| Overall height [mm]: | 95 | | |

Mechanical features

| | | | |
|---|-------------|---|-----------|
| Shape: | RECTANGULAR | Housing material: | Aluminium |
| Diffuser material: | GLASS | Glow wire test [°C]: | 960 °C |
| Frontal exposed area [m ²]: | 0.03 | Lateral exposed area [m ²]: | 0.04 |
| Top exposed area [m ²]: | 0.18 | | |

Electrical features

| | | | |
|---------------------------------------|---------|---------------------------------|-----------|
| Voltage type: | AC/DC | Input voltage [V AC]: | 220/240 |
| Input frequency [Hz]: | 0/50/60 | Power factor / COS Φ: | >0.9 |
| Input voltage [V DC]: | 168/275 | Surge protection Common [kV]: | 10.0 |
| Surge protection Differential [kV]: | 10.0 | Inrush current [A/μs]: | 13 / 1320 |
| C10 1.5 mm ² : | 7 | C16 2.5 mm ² : | 12 |
| B10 1.5 mm ² : | 4 | B16 2.5 mm ² : | 7 |

Installation

| | | | |
|--|---------|--------------------------------|---------------|
| Application area: | Outdoor | Mounting type: | Floodlighting |
| Min. ambient temperature [°C]: | -40 | Max. ambient temperature [°C]: | 40 |
| Min. distance from lighted object [m]: | 0.50 | | |

Light features

| | | | |
|-----------------------------------|--------|---------------------------|----------------|
| MacAdam: | 3 | Lumen maintenance: | L80B10@200000h |
| Distribution of light emission: | Direct | Luminous Intensity Class: | G*6 |
| Zero light pollution (ULR = 0%): | | IPEA* (road lighting): | A3+ |
| IPEA* (large areas, roundabouts): | A8+ | IPEA* (cycle-pedestrian): | A4+ |

To maintain the regular updating of our products, PERFORMANCE iN LIGHTING reserves the right to make changes without prior notice. For the most up to date information we always recommend you read the latest version published on the website www.performanceinlighting.com. Delivered luminaire lumen outputs and power consumptions, including losses, are subject to a tolerance of +/- 7%, and unless otherwise stated the values apply to an ambient temperature of 25°C. Terms of warranty are available at www.performanceinlighting.com/qr/qr/company/terms-and-conditions

IPEA* (green areas):

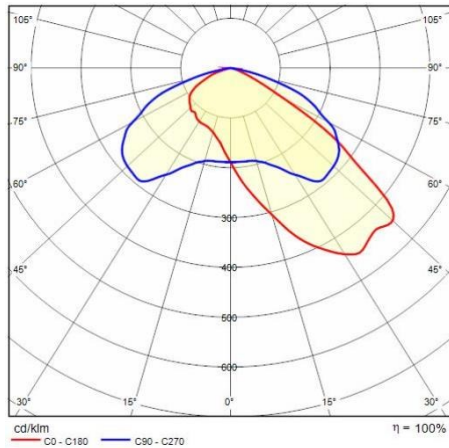
A4+

IPEA* (historic city centers):

A9+


To maintain the regular updating of our products, PERFORMANCE IN LIGHTING reserves the right to make changes without prior notice. For the most up to date information we always recommend you read the latest version published on the website www.performanceinlighting.com. Delivered luminaire lumen outputs and power consumptions, including losses, are subject to a tolerance of +/- 7%, and unless otherwise stated the values apply to an ambient temperature of 25°C. Terms of warranty are available at www.performanceinlighting.com/qr/qr/company/terms-and-conditions

Photometric data




Optional accessories

WIN PRO 30

**14045794**


External steel cowl painted aluminium grey

■ GR-94 / Metallic grey

**14045694**

External anti-glare louvre painted aluminium grey

■ GR-94 / Metallic grey

**14046120**


Strengthening bracket. Suitable for one floodlight single point fixing M12 screw in centre of the bracket

■ INOX / Stainless steel

**14051294**

Single pole top mounting, for Ø 60-76 mm poles, painted aluminium grey

■ GR-94 / Metallic grey

**14048694**

1000 mm extension arm in heavy gauge steel, painted aluminium grey

■ GR-94 / Metallic grey

**14051394**

Double pole top mounting, Ø 60-76 mm poles, painted aluminium grey

■ GR-94 / Metallic grey



14057394

Long bracket for ceiling mounting,
painted aluminium grey

■ GR-94 / Metallic grey