

# WIN PRO 30 S/EW

Part number 3114613



## Description

LED floodlight for indoor and outdoor, comprising:

- Die-cast aluminium housing, polyester powder coat finish ISO 9227/12944 - ISO 9223 (C5)
- Extra clear, toughened, flat glass diffuser
- High-transparency polycarbonate optics
- Anti-ageing custom moulded silicone sealing gasket(s) with resilient elastic return capacity
- Fully integrated PA66 fiberglass reinforced technopolymer trim hinged to the housing
- Cable gland M20x1.5 for cables Ø 10- Ø 14 mm
- Stainless steel locking hardware
- Powder-coated steel tiltable bracket
- Integral surge protection device (SPD) against mains overvoltages up to 10 kV (CM/DM)
- Complete with ZHAGA socket positioned on the upper part of the luminaire (UP position) and D4i driver. Ready for "radio frequency node" smart, twilight and other compatible solutions (ZHAGA options). Consult factory for more options
- Openable and maintainable luminaire (future-proof)
- Other colour temperatures (CCT) and colour rendering index (CRI) options available. Consult factory
- Photometric data measure according to UNI EN 13032-4 and IES LM-79-08

To maintain the regular updating of our products, PERFORMANCE IN LIGHTING reserves the right to make changes without prior notice. For the most up to date information we always recommend you read the latest version published on the website [www.performanceinlighting.com](http://www.performanceinlighting.com). Delivered luminaire lumen outputs and power consumptions, including losses, are subject to a tolerance of +/- 7%, and unless otherwise stated the values apply to an ambient temperature of 25°C. Terms of warranty are available at [www.performanceinlighting.com/qr/qr/company/terms-and-conditions](http://www.performanceinlighting.com/qr/qr/company/terms-and-conditions)

**Product data**

ETIM Group:	EG000027	ETIM Class:	EC001744
-------------	----------	-------------	----------

**General information**

Lampholder:	LED	Light source:	LED
Lightsource lumen output [lm]:	42232	Luminaire lumen output [lm]:	39388
Luminaire wattage [W]:	252 W	Luminous efficacy [lm/W]:	156
CRI:	70	Kelvin:	4000
Colour / Finish:	GR-94 / Metallic grey / Textured	IP degree of protection:	IP66
IK-J-xxIP:	IK08 5J xx5	Insulation class:	I
Optic:	SYMMETRIC EXTRA-WIDE	Net weight [kg]:	9.833

**Mechanical features**

Shape:	RECTANGULAR	Housing material:	ALUMINIUM
Diffuser material:	GLASS	Glow wire test [°C]:	960 °C
Frontal exposed area [m²]:	0.03	Lateral exposed area [m²]:	0.04
Top exposed area [m²]:	0.18		

**Electrical features**

Voltage type:	AC/DC	Power factor / COS Φ:	>0.9
Surge protection   Common [kV]:	10.0	Surge protection   Differential [kV]:	10.0
Inrush current [A/μs]:	7 / 1180		

**Installation**

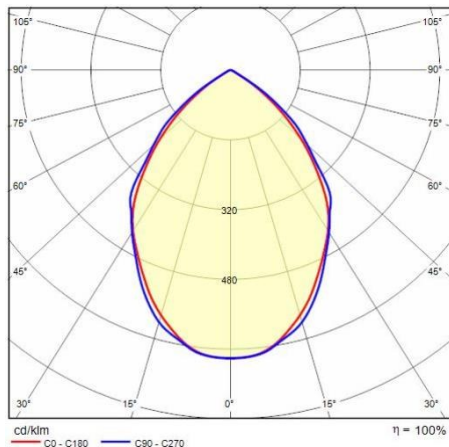
Application area:	Outdoor	Mounting type:	Floodlighting
Min. ambient temperature [°C]:	-40	Max. ambient temperature [°C]:	40
Min. distance from lighted object [m]:	0.50		

**Light features**

MacAdam:	3	Lumen maintenance:	L80B10@200000h
Distribution of light emission:	Direct	Luminous Intensity Class:	G*6
Zero light pollution (ULR = 0%):		IPEA* (road lighting):	A5+
IPEA* (large areas, roundabouts):	Ag+	IPEA* (cycle-pedestrian):	A6+
IPEA* (green areas):	A6+	IPEA* (historic city centers):	A11+

To maintain the regular updating of our products, PERFORMANCE IN LIGHTING reserves the right to make changes without prior notice. For the most up to date information we always recommend you read the latest version published on the website [www.performanceinlighting.com](http://www.performanceinlighting.com). Delivered luminaire lumen outputs and power consumptions, including losses, are subject to a tolerance of +/- 7%, and unless otherwise stated the values apply to an ambient temperature of 25°C. Terms of warranty are available at [www.performanceinlighting.com/qtr/qtr/company/terms-and-conditions](http://www.performanceinlighting.com/qtr/qtr/company/terms-and-conditions)

## Photometric data



## Optional accessories


### WIN PRO 30



#### 14045794

External steel cowl painted aluminium grey

■ GR-94 / Metallic grey



#### 14045694

External anti-glare louvre painted aluminium grey


■ GR-94 / Metallic grey



#### 14046120

Strengthening bracket. Suitable for one floodlight single point fixing M12 screw in centre of the bracket


■ INOX / Stainless steel



#### 14051294

Single pole top mounting, for Ø 60-76 mm poles, painted aluminium grey

■ GR-94 / Metallic grey



#### 14048694

1000 mm extension arm in heavy gauge steel, painted aluminium grey

■ GR-94 / Metallic grey



#### 14051394

Double pole top mounting, Ø 60-76 mm poles, painted aluminium grey

■ GR-94 / Metallic grey

To maintain the regular updating of our products, PERFORMANCE IN LIGHTING reserves the right to make changes without prior notice. For the most up to date information we always recommend you read the latest version published on the website [www.performanceinlighting.com](http://www.performanceinlighting.com). Delivered luminaire lumen outputs and power consumptions, including losses, are subject to a tolerance of +/- 7%, and unless otherwise stated the values apply to an ambient temperature of 25°C. Terms of warranty are available at [www.performanceinlighting.com/qr/qr/company/terms-and-conditions](http://www.performanceinlighting.com/qr/qr/company/terms-and-conditions)



**14057394**

Long bracket for ceiling mounting,  
painted aluminium grey

■ GR-94 / Metallic grey