

Surface-mounted luminaire - Micro-prismatic diffuser - direct distribution

Steel sheet enclosure, powder-coated rectangular cross-section, integrated Quicklock quick-mount bracket system with catch hook and safety rope for simple and quick mounting; Housing colour traffic white RAL 9016; Homogeneous direct light distribution for VDU-compatibility in accordance with DIN-EN 12464-1; glare reduction through microprism diffuser with special "multilayer" technology and optimised light deflecting foil; Easy installation of the connection, directly on the top of the luminaire with a terminal cover cap; the ETM levels can easily be adjusted from the upper side of the luminaire. Electrical connection via 3-pole connection terminal with plug-in contacts.. If required, an AVA-MH universal mounting aid is available as an accessory. Surface-mounted luminaire for ceiling installation;

CHARACTERISTICS

Order number	65714024170
EAN number	4020863478439
Commodity code	94051190
Certification mark	IP 20, Protection class I, VDU 65°<3000, ENEC10 VDE, F, Indoor, CE
Impact resistance (IK rating)	IK03
Ambient temperatur	ta 25°C
State funding programs	BEG - Federal funding for efficient buildings (valid only for Germany)

ELECTRICAL ENGINEERING

Controller	Electronic multi-lumen driver, 4-steps (1 pcs.)
System output	37W-21W
Mains voltage	230V/50Hz
Circuit breakers (inrush current)	22 pieces/B10, 34 pieces/B16, 33 pieces/C10, 54 pieces/C16
Energy efficiency class/light source	C

LIGHTING TECHNOLOGY

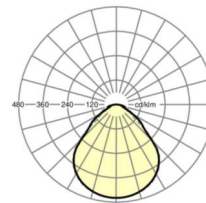
Placement	LED, Colour rendering/Light colour CRI ≥ 80 / 4000K
Colour tolerance (MacAdam)	3SDCM
Photobiological safety (Luminaire)	RG0
Luminous flux switching levels (ETM)	5300lm/37W, 4600lm/32W, 3900lm/26W, 3100lm/21W
LED service life	100000h L80/B10 (Tq 25°C), 50000h L90/B50 (Tq 25°C)
Luminaire luminous efficiency	151lm/W-141lm/W
UGR lat./long.	18.5 / 18.7 (37W)

MECHANICS

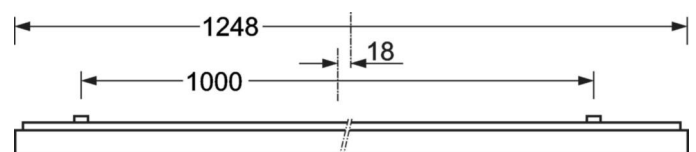
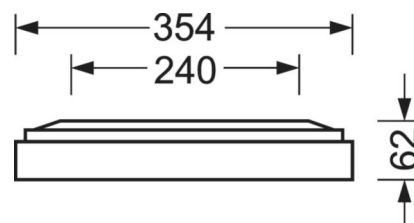
Housing colour	traffic white RAL 9016
Dimensions (LxWxH/DxH)	1248mm x 354mm x 62mm
Weight (net)	6.12kg
Cable entry KE (X/Y)	0mm/0mm
Type of installation	Individual surface mounting, Surface-mounted light run installation

DEEP-LINK

<https://www.regiolum.de/en/article/65714024170>



Reference	LED 5300lm/37W 840
ηLB	100 %
Φ ↓/↑	100 % / 0 %
UGR lat./long.	18.5 / 18.7
VDU	65° < 3000cd/m²



Dimensions

L	1248 mm	Length
B	354 mm	Width
H	62 mm	Height
A1	1000 mm	Mounting distance single mounting
A3	248 mm	Mounting distance between luminaires in a light run arrangement
A4	240 mm	Mounting distance (width)
X	0 mm	Distance cable infeed to the center of the luminaire on the X-axis
Y	0 mm	Distance cable infeed to the center of the luminaire on the Y-axis

